



# Ruched Swimsuit Bottom

Sizes 2-20  
with cup sizes A-H

5/8 inch (in) (1.5 cm) seam allowances  
are included on all pattern pieces.

### PATTERN SIZE KEY

- 2 —————
- 4 - - - - -
- 6 ·······
- 8 - · - · -
- 10 ·······
- 12 - · - · -
- 14 ·······
- 16 - · - · -
- 18 ·······
- 20 ·······

### SYMBOL KEY

grainline arrow

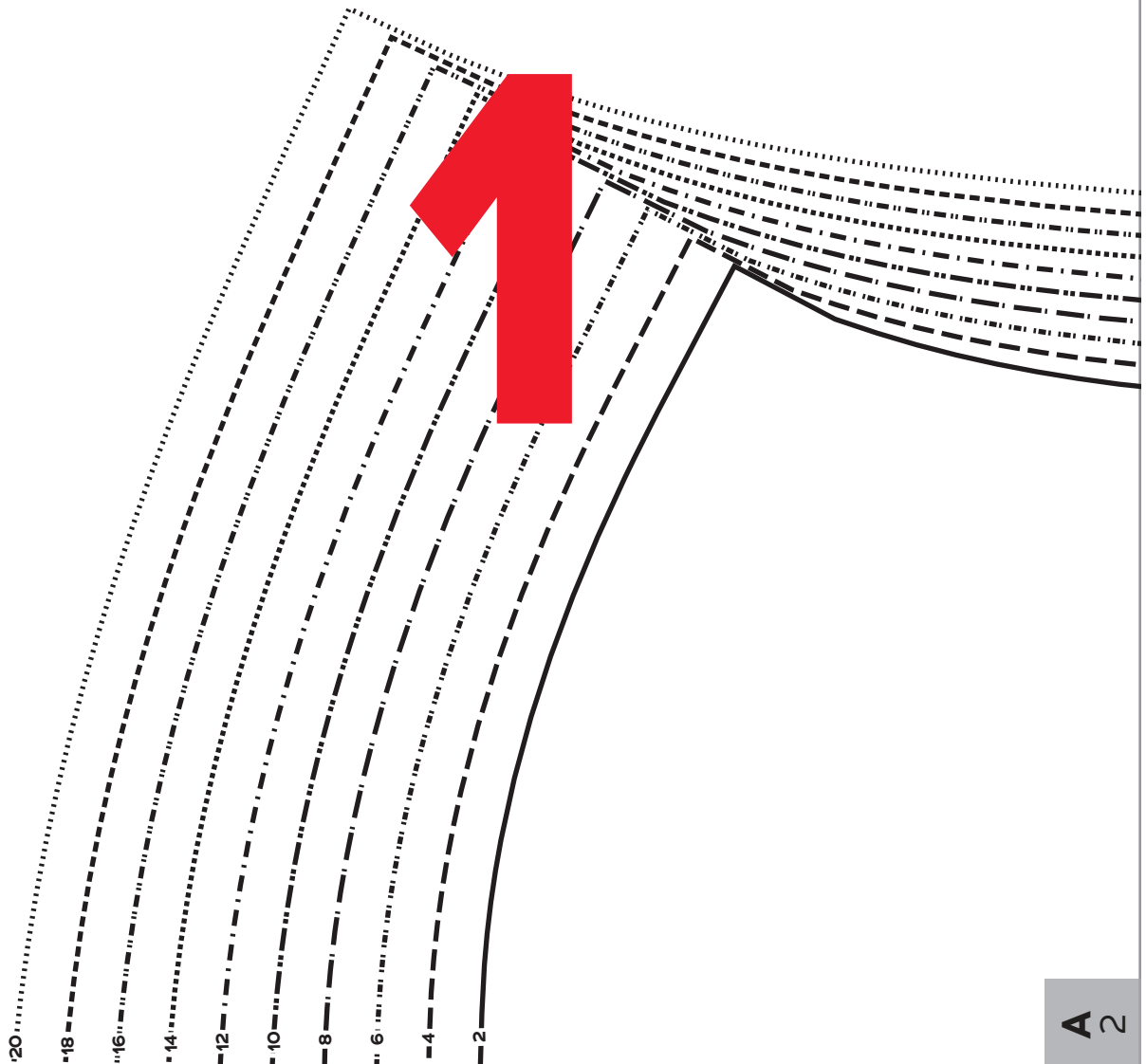


match point/  
placement mark



**1" test  
square**

# PAGE



A 2

# PAGE

# 2

FOLD BACK THIS MARGIN



*Esther Swimsuit  
Extension*

2

Ruched  
Bottom Side

Cut 2 fabric

A 2

B 2

# PAGE

# 3

FOLD BACK THIS MARGIN

B 2

PAGE

4

FOLD  
BACK  
THIS  
MARGIN

GRAINLINE

A3

PAGE

5

A  
3

FOLD BACK THIS MARGIN

A 2



PAGE

6

A 2

FOLD BACK THIS MARGIN

B 2

GRAINLINE

FOLD BACK THIS MARGIN

PAGE

7

FOLD  
BACK  
THIS  
MARGIN

2

4

6

8

10

12

14

16

18

20

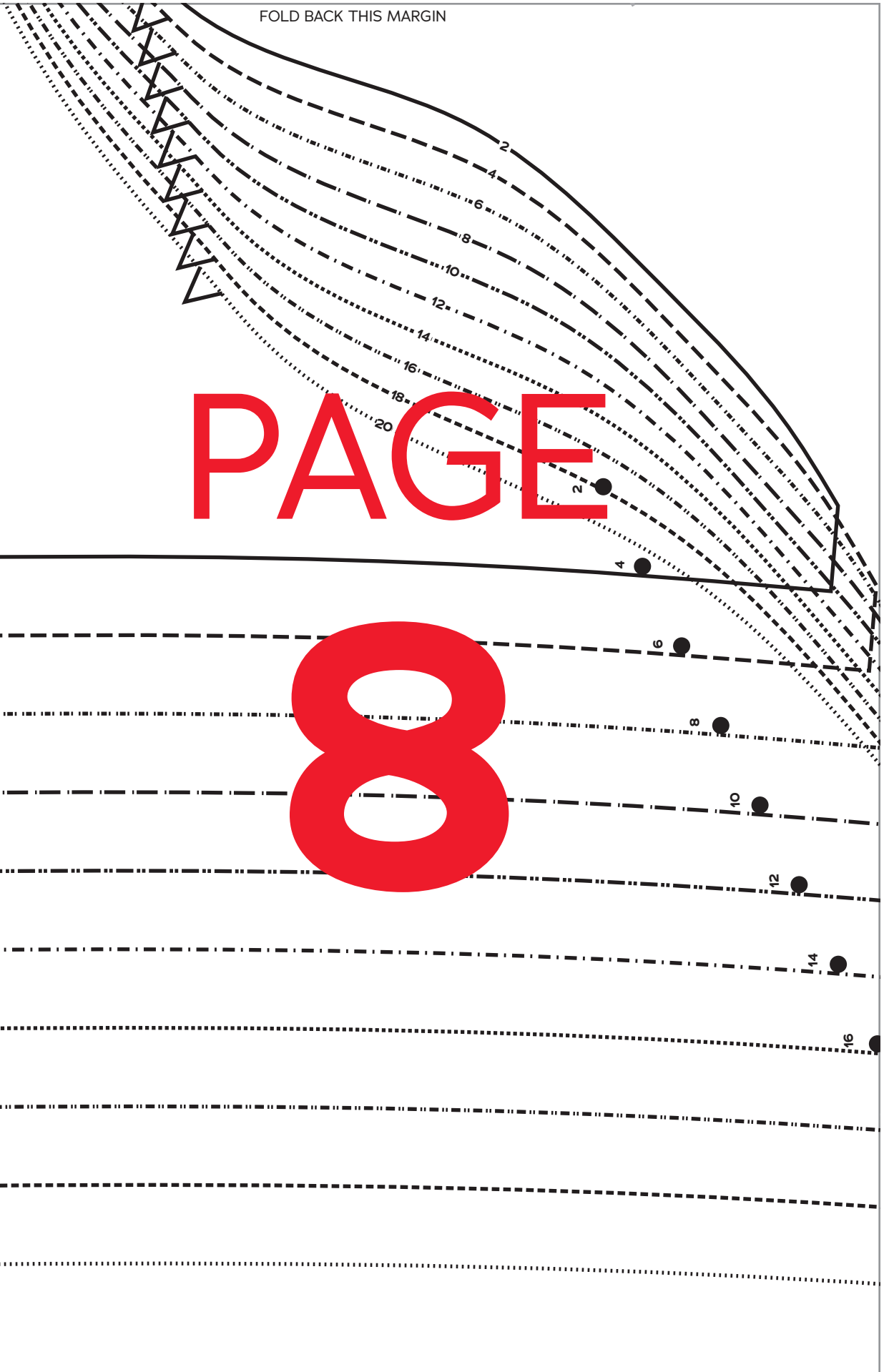
**B 2**

FOLD BACK THIS MARGIN

FOLD BACK THIS MARGIN

PAGE

8





A  
3

Esther Swimsuit  
Extension


3

Ruched Bottom  
Side Stay

Cut 2 fabric

FOLD BACK THIS MARGIN

PAGE  
9



FOLD  
BACK  
THIS  
MARGIN

18

120

2  
4  
6  
8  
10  
12  
14  
16  
18  
20

FOLD BACK THIS MARGIN




FOLD BACK THIS MARGIN


PAGE 10




# PAGE

# 11







B  
4

PAGE  
13

PAGE

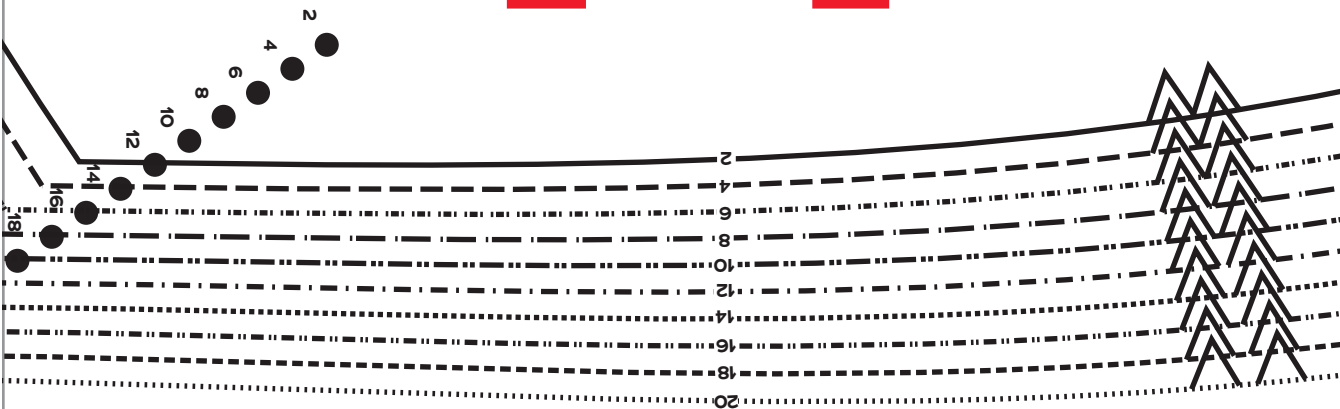
A  
4

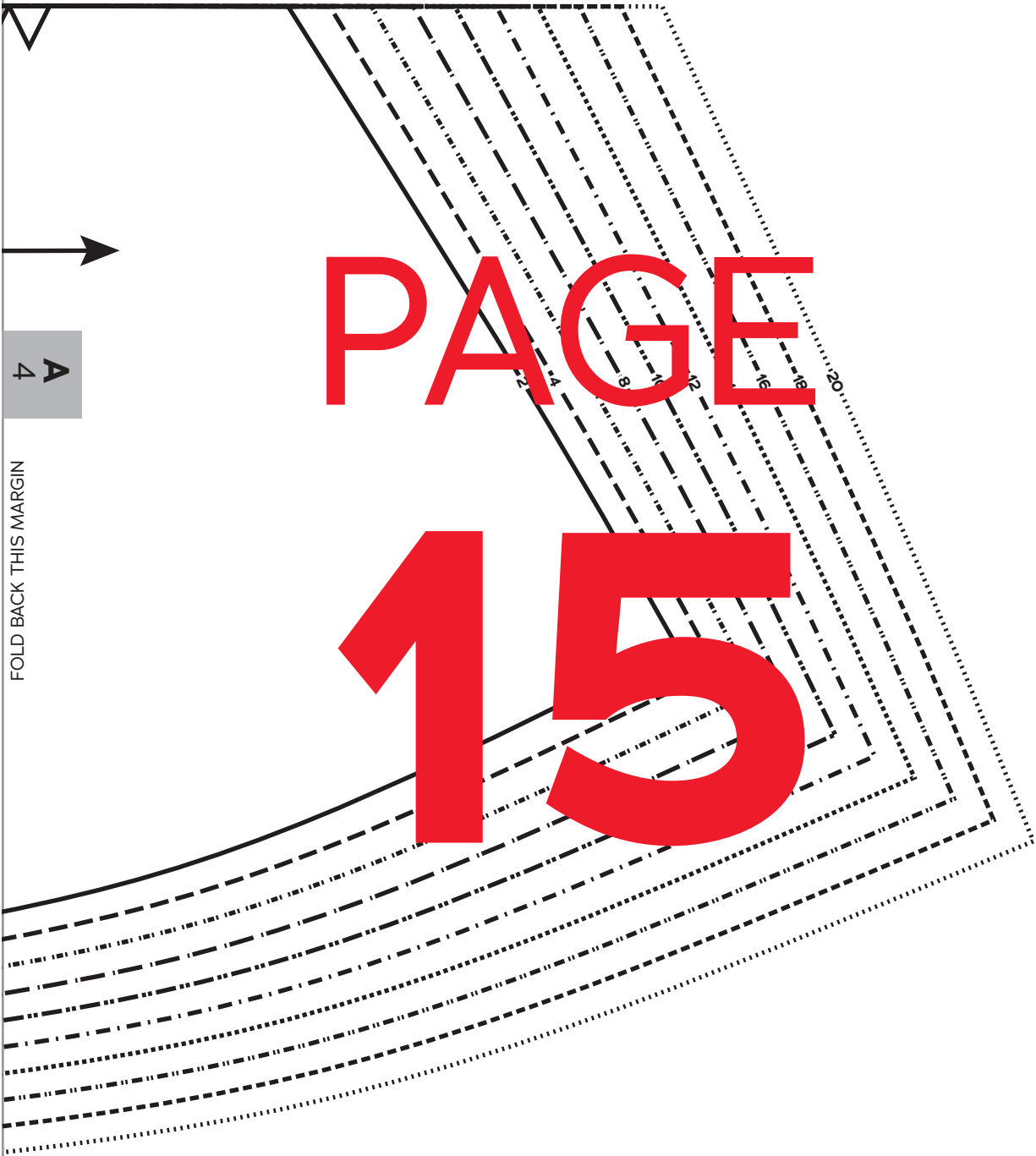
B  
4



Ruched  
Bottom Back  
cut  
14

FOLD BACK THIS MARGIN





A  
4

FOLD BACK THIS MARGIN

PAGE

15