

Swift Guitar Lessons

"Two of Us" By The Beatles

Standard Tuning | Key of Gmaj | Released May 1970 | Label: Apple



Intro: See Tab on Pg.3

Verse 1:

G (2.5)

Two of us riding nowhere

C // **C/B** // **Am** (1)

Spending someone's hard__earned__pay

G (2.5)

You and me Sunday driving

C // **C/B** // **Am** (1) **G** ///

Not arriving on__our__way back home

Chorus

(G) **D** // **C** / **G** /// (The **Cmaj** is optional)

We're on our way home

(G) **D** **C** **G**

We're on our way home

(G) **C** // **G** Let ring... ////

We're going home

Intro Repeats:

Verse 2:

G

Two of us sending postcards

C **C/B** **Am**

Writing letters on__my__wall

G

You and me burning matches

C **C/B** **Am** **G**

Lifting latches on__our__way back home

Chorus

(G) **D** **C** **G**

We're on our way home

(G) **D** **C** **G**

We're on our way home

(G) **C** **G** Build up...

We're going home

Bridge:

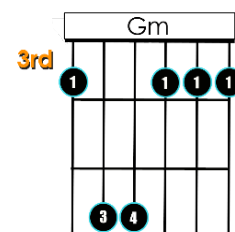
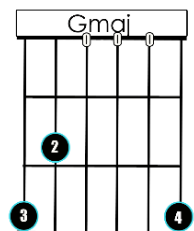
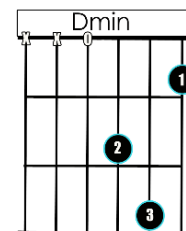
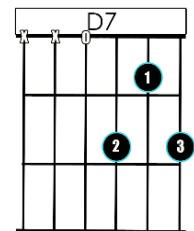
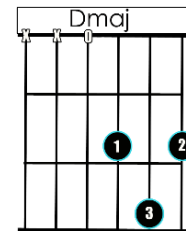
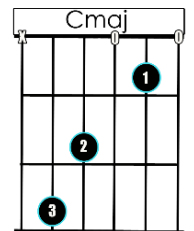
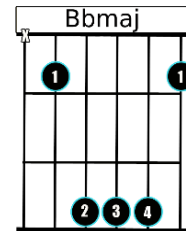
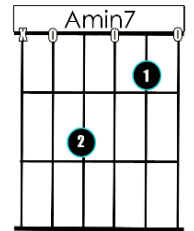
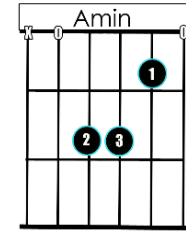
Bb /// **Dm** ///

You and I have memories

Gm /// **Am** // **Am7** // **D7** ////|////

Longer than the road that stretches out ahead

Chords Needed



Swift Guitar Lessons

"Two of Us" By The Beatles



Verse 3:

G

Two of us wearing raincoats

C C/B Am

Standing solo in___the___sun

G

You and me chasing paper

C C/B Am G

Getting nowhere on___our___way back home

Chorus

(G) D C G

We're on our way home

(G) D C G

We're on our way home

(G) C G *Build up...*

We're going home

Bridge:

Bb Dm

You and I have memories

Gm Am Am7 D7

Longer than the road that stretches out ahead

Verse 4:

G

Two of us wearing raincoats

C C/B Am

Standing solo in___the___sun

G

You and me chasing paper

C C/B Am G

Getting nowhere on___our___way back home

Chorus

(G) D C G

We're on our way home

(G) D C G

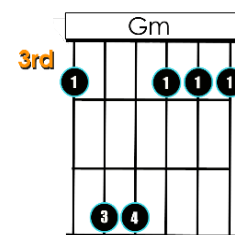
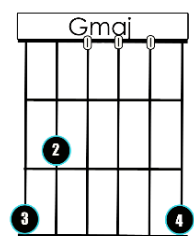
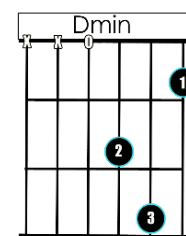
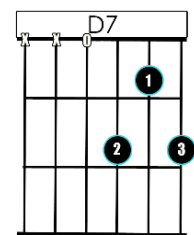
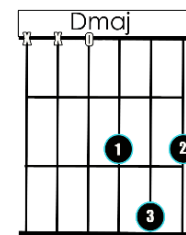
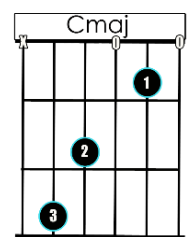
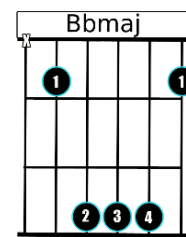
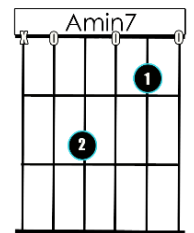
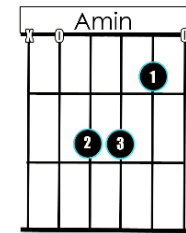
We're on our way home

(G) C G *Let ring...*

We're going home

Outro: Repeat Intro over Gmaj, fades out

Chords Needed





Intro Tab:

e		-----7-----7-----7-----0-		-----7-----7-----7-----0-	
B		-----		-----	
G		-7-----7-----7-----		-7-----7-----7-----	
D		-----		-----	
A		-----		-----	
E		-----		-----	
		1 & 2 & 3 & 4 &		1 & 2 & 3 & 4 &	

Repeat 2x

Verse Chord Structure:

G /// | /// | /// | C // C/B // | Am /// |

G /// | /// | /// | C // C/B // | Am /// |

Chorus Chord Structure:

G /// | D // C // | *Repeat 3x*

G /// | C // G /// |

Bridge Chord Structure:

Bb /// | Dm /// | Gm /// | Am // Am7/// | D7 /// | /// |

Strumming Technique:

The Verse sections utilize a basic eighth note strumming pattern, however there are some embellishments performed over the Am chord changes.

The Chorus section switches to ¾ time, here's a breakdown of my approach:

Gmaj **Dmaj** **Cmaj** **Gmaj** **Cmaj** **Gmaj**
 1 & 2 & 3 & | 1 & 2 & 3 & | *Repeat 3x* 1 & 2 & 3 & | 1 & 2 & | 1 & 2 & 3 & 4 & |
 D DUD D DUD D DUDUD D DUD *Let ring...*

The Bridge sections begin using simple whole note strums, then fall back into 8th notes on the Gmaj, Am, and D7 changes. A calypso of "pop strumming pattern" also fits nicely.