

How to Play "The Hendrix Chord"

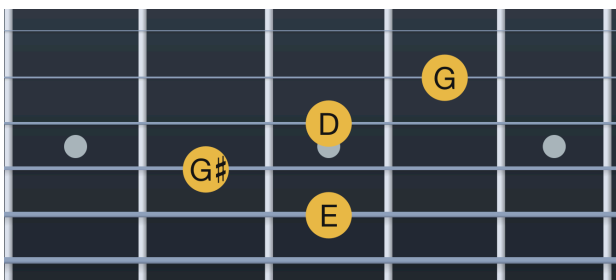
Hello friends,

Welcome back to Swiftlessons for another blues-rock guitar lesson. In today's session we'll be studying the playing technique and theory behind the Dom7 #9 (no 5) chord, better known as "The Hendrix Chord." Once you have this advanced shape mastered, we'll put it to work in a bluesy practice routine in the key of E. Let's get started!

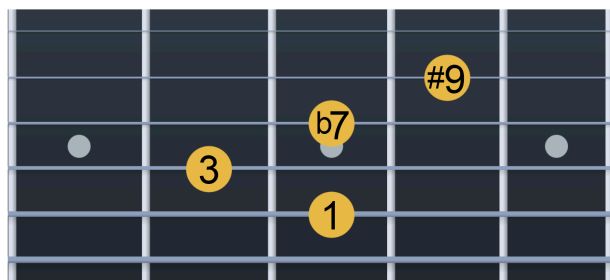
Section #1 - Technique and Theory

The Hendrix Chord, also known as the dom7 #9 (no 5) is a harmony built from the 1st, 3rd, b7th, and #9th notes of the major scale. Because the #9 can also be thought of as a minor 3rd, this chord has both major and minor tonalities, giving it an intensely dissonant character.

Note Names



Intervals




Section #2 - Practice Routine:

Now that you have committed the Hendrix chord to muscle memory, let's apply it to a blues-rock style practice routine featuring some useful licks and tricks.

E7#9 **G5 A5**

E7#9 **G5 A5** **E** **E7#9**

Free time



7 5 7 5 0 8 7 6 7 X 0 2 3 2 0 2 8 7 6 7 0 8 7 5 7 7 3 5 5 0 3 0 0 3 0 2 3 2 0 2 0 2 1 0 3 4 0 8 7 6 7