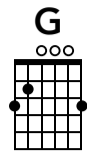
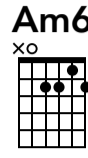
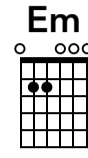
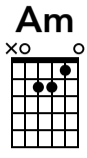
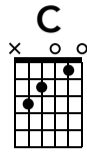
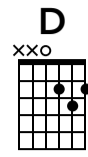
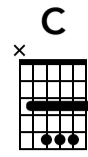
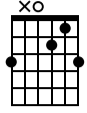


Swift Guitar Lessons

Sheryl Crow "If It Makes You Happy"



Gsus2add11



♩ = 96

Intro

G

Gsus2add11

Verse 1-a

G

Gsus

G

C

Verse 1-b

G

Gsus

G

C

D

C

D

Chorus 1

Am C G D

Musical notation for measures 15-18. Measure 15: Am chord, notes G2, A2, C3, D3, E3, F3. Measure 16: C chord, notes C3, E3, G3, A3, C4. Measure 17: G chord, notes G2, B2, D3, E3, G3. Measure 18: D chord, notes D2, F#2, A2, B2, D3. Fingering is shown on a six-string guitar.

Am C G Gsus

Musical notation for measures 19-22. Measure 19: Am chord, notes G2, A2, C3, D3, E3, F3. Measure 20: C chord, notes C3, E3, G3, A3, C4. Measure 21: G chord, notes G2, B2, D3, E3, G3. Measure 22: Gsus chord, notes G2, B2, D3, E3, G3. Fingering is shown on a six-string guitar.

Verse 2-a

G Gsus G Gsus

Musical notation for measures 23-26. Measure 23: G chord, notes G2, B2, D3, E3, G3. Measure 24: Gsus chord, notes G2, B2, D3, E3, G3. Measure 25: G chord, notes G2, B2, D3, E3, G3. Measure 26: Gsus chord, notes G2, B2, D3, E3, G3. Fingering is shown on a six-string guitar.

G Gsus G C

Musical notation for measures 27-30. Measure 27: G chord, notes G2, B2, D3, E3, G3. Measure 28: Gsus chord, notes G2, B2, D3, E3, G3. Measure 29: G chord, notes G2, B2, D3, E3, G3. Measure 30: C chord, notes C3, E3, G3, A3, C4. Fingering is shown on a six-string guitar.

Verse 2-b

G Gsus G Gsus

Musical notation for measures 31-34. Measure 31: G chord, notes G2, B2, D3, E3, G3. Measure 32: Gsus chord, notes G2, B2, D3, E3, G3. Measure 33: G chord, notes G2, B2, D3, E3, G3. Measure 34: Gsus chord, notes G2, B2, D3, E3, G3. Fingering is shown on a six-string guitar.

G Gsus G C

Musical notation for measures 35-38. Measure 35: G chord, notes G2, B2, D3, E3, G3. Measure 36: Gsus chord, notes G2, B2, D3, E3, G3. Measure 37: G chord, notes G2, B2, D3, E3, G3. Measure 38: C chord, notes C3, E3, G3, A3, C4. Fingering is shown on a six-string guitar.

39 **D** **C** **D**

39 40 41 42

Chorus 2-a
Am **C** **G** **D**

43 44 45 46

Am **C** **G**

47 48 49 50

Chorus 2-b
Am **C** **G** **D**

51 52 53 54

Am **C** **Bridge**
Em

55 56 57 58

Am **Am6** **Em**

59 60 61 62

C **G** **Gsus**

63 64 65 66

0 0 0 0 0 0 | 0 0 0 0 0 0 | 3 3 3 3 3 3 | (3) 3 1 0 0

1 1 1 1 1 1 | 1 1 1 1 1 1 | 0 0 0 0 0 0 | (1) 2 2 0 0

2 2 2 2 2 2 | 2 2 2 2 2 2 | 0 0 0 0 0 0 | (2) 0 2 0 0

3 3 3 3 3 3 | 3 3 3 3 3 3 | 3 2 3 3 3 3 | 3 0 2 0 2 0

Verse 3-a

G **Gsus** **G** **C**

67 68 69 70

3 3 3 3 3 3 | (3) 3 3 3 3 3 | 3 3 3 3 3 3 | 3 3 3 3 3 3

0 0 0 0 0 0 | (1) 1 1 1 1 1 | 0 0 0 0 0 0 | 3 3 3 3 3 3

2 2 2 2 2 2 | (2) 2 2 2 2 2 | 2 2 2 2 2 2 | 3 3 3 3 3 3

3 2 3 3 3 3 | 3 0 3 3 3 3 | 3 0 3 3 3 3 | 3 3 3 3 3 3

D **C** **D**

71 72 73 74

3 3 3 3 3 3 | 2 3 2 3 2 2 | 0 0 0 0 0 0 | 2 2 2 2 2 2

3 3 3 3 3 3 | 3 3 3 3 3 3 | 1 1 1 1 1 1 | 3 3 3 3 3 3

3 3 3 3 3 3 | 3 3 3 3 3 3 | 2 2 2 2 2 2 | 3 3 3 3 3 3

3 3 3 3 3 3 | 0 2 0 2 0 2 | 3 3 3 3 3 3 | 0 0 0 0 0 0

Chorus 3

Am **C** **G** **D**

75 76 77 78

0 0 0 0 0 0 | 0 0 0 0 0 0 | 3 3 3 3 3 3 | 2 3 2 3 2 2

1 3 3 1 1 1 | 1 3 3 1 1 1 | 0 1 1 0 0 0 | 3 3 3 3 3 3

2 2 2 2 2 2 | 2 2 2 2 2 2 | 0 2 0 0 0 0 | 2 2 2 2 2 2

0 0 0 0 0 0 | 3 3 3 3 3 3 | 2 2 3 3 3 3 | 0 2 0 2 0 2

Am **C** **G**

79 80 81 82 83

0 0 0 0 0 0 | 0 0 0 0 0 0 | 3 3 3 3 3 3 | (3) 3 0 3 3 3 3 | 3 3 3 3 3 3

1 3 3 1 1 1 | 1 3 3 1 1 1 | 0 0 0 0 0 0 | (0) 0 0 0 0 0 0 | 0 0 0 0 0 0

2 2 2 2 2 2 | 2 2 2 2 2 2 | 0 0 0 0 0 0 | (0) 0 0 0 0 0 0 | 0 0 0 0 0 0

0 0 0 0 0 0 | 3 3 3 3 3 3 | 3 2 3 3 3 3 | 3 3 3 3 3 3 | 3 3 3 3 3 3