

Tips and review [\$3]

[Sample]



CHAI LATTE



- The colors are very saturated and there is a lack of harmony in the composition. **Try using more similar and desaturated colors.**
- The line could be neater. It is better to **make long and quick movements when you are inking**, you will have better pulse. In addition, you will improve the flow of your lines.
- The **background is very ornate**. Do not mix so many textures and blur a bit if you want your character to stand out more.

Corrections of your work [\$10]


[Sample]



HOT CHOCOLATE



Original drawing.




Try to make the pose more dynamic. Use **lines of action** to guide the movement of the body. Exaggerating proportions is also a good exercise to practice.



Draw the clothes. You can define the volume just changing the line weight. Also, the wrinkles of the clothes depend on the type of fabric. Have this in mind!



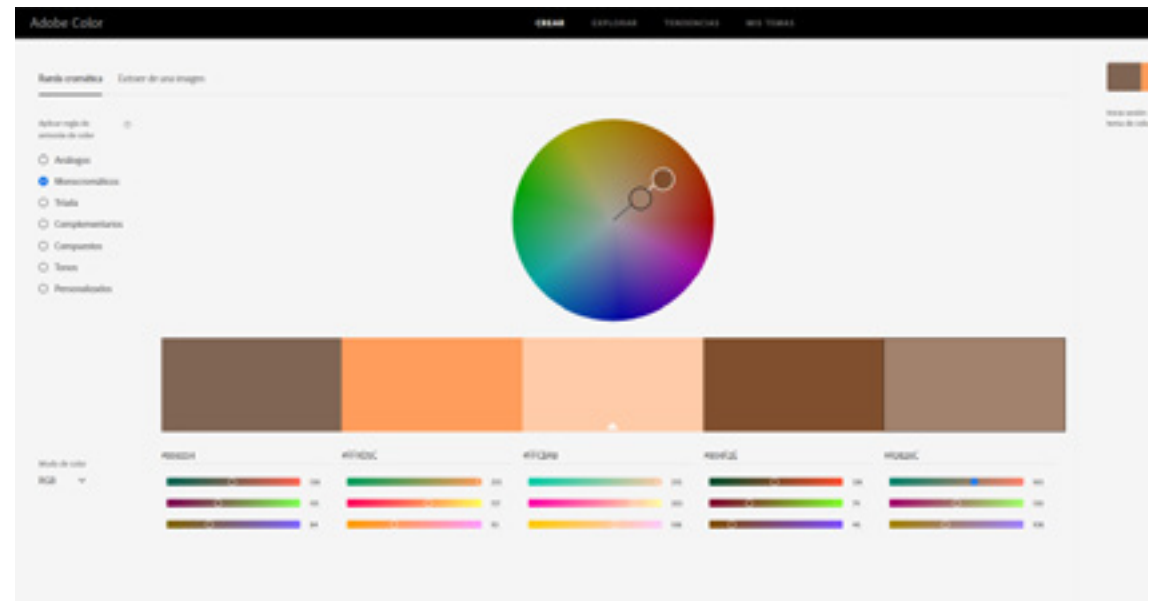
Draw the face and hands. I recommend you to use references, especially to improve with hands and expressions. See next page.



The characters of Disney are so expressive. Try to draw these in your style!



Adobe Color <https://color.adobe.com/es/create>
This online website is a really useful and intuitive tool!



The colors are very saturated and there is a lack of harmony in the composition. **Try using more similar and desaturated colors.**



Add lighting. In the original drawing, the light source was missing. To achieve this effect we can add a layer of color in multiply mode and erase the illuminated parts.



For the background, which can help to highlight our character, we can add some strokes with a little texture, with a complementary color.



Before



After