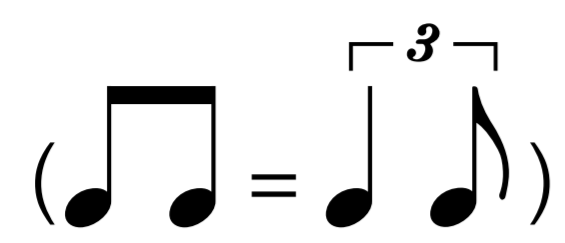


Swift Guitar Lessons

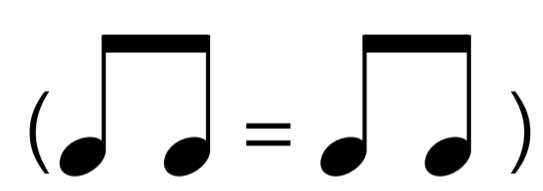
Clapton Style V to IV Blues Lick + Turnaround!

♩ = 80



Section #1 - 12 Bar Blues in E

Today's lick of the week will be played over the V to IV chord change that occurs at the end of a 12 bar blues. Let's begin our practice session by reviewing the complete chord progression with a basic 8th note strumming pattern.



Section #2 - Blues Hybrid Scale

♩ = 100

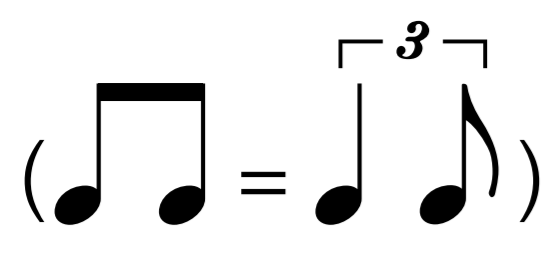
Now that you have memorized the basic 12 Bar Blues in E, let's learn how to play a variation of the minor blues scale that includes both the minor and major 3rds. This scale can be transposed across all three chords of the 1.4.5 progression.

Key of E

Key of A

Key of B

Key of E (Octave)



Section #3 - Lick of the Week

♩ = 80

With your 12 bar blues and source scales memorized, let's tackle our lick of the week. In the tablature below, I've included overlapping chord shapes that I find useful for visualization. Practice this lick slowly until committed to muscle memory, before jamming along with provided rhythm track (see video resource.)

B7

A7