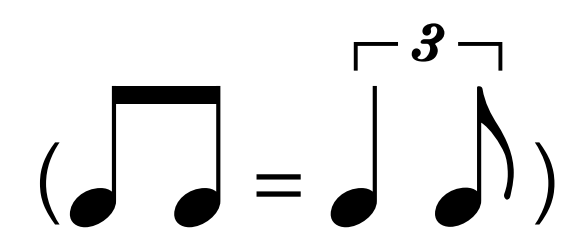


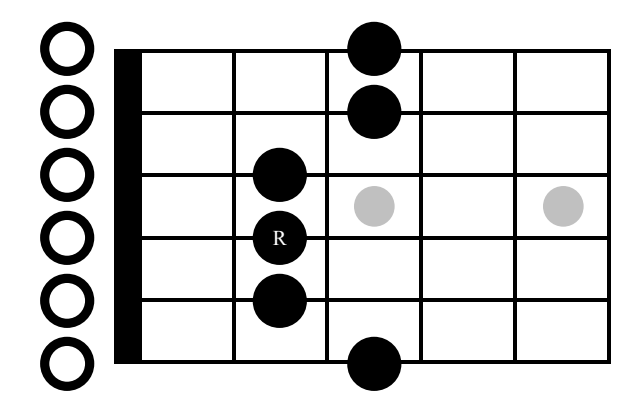
Swift Guitar Lessons

I to IV Transition Licks in E - All Five CAGED Positions!

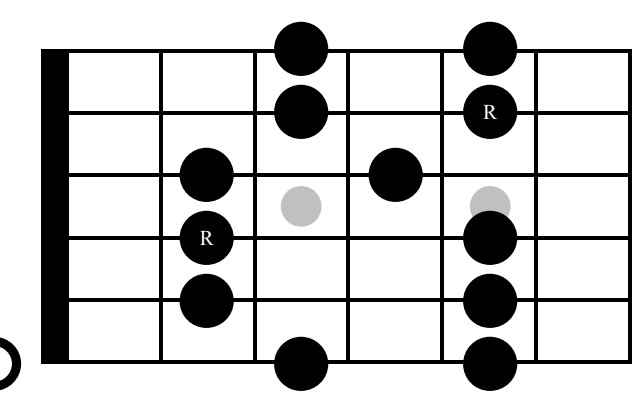
♩ = 120



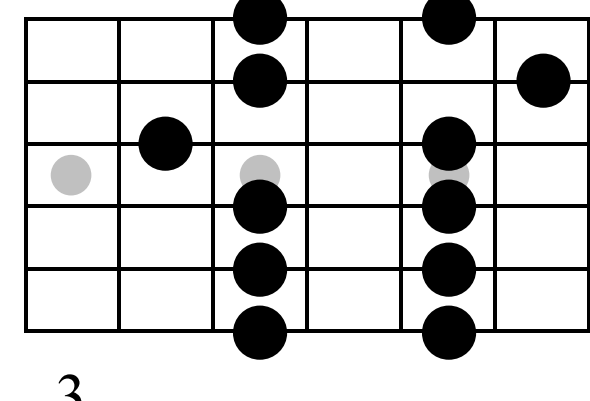
Open E Pos.



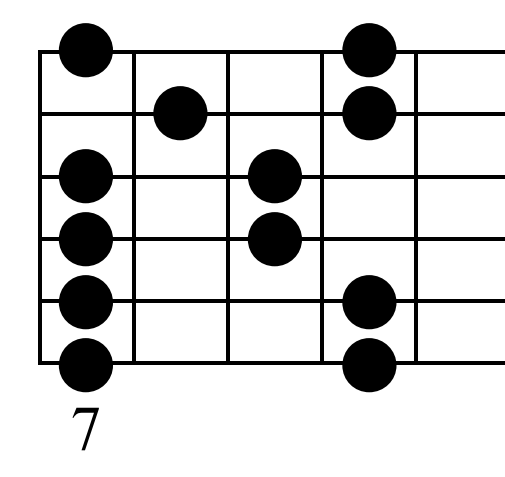
D Shape Pos.



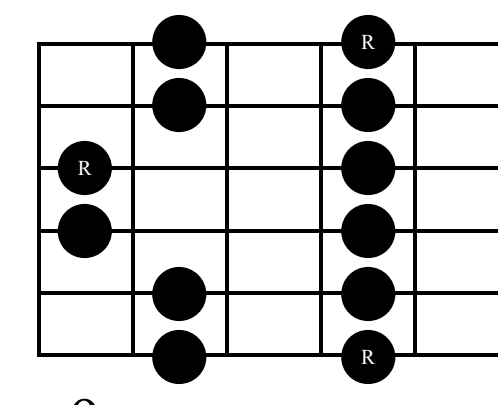
C Shape Pos.



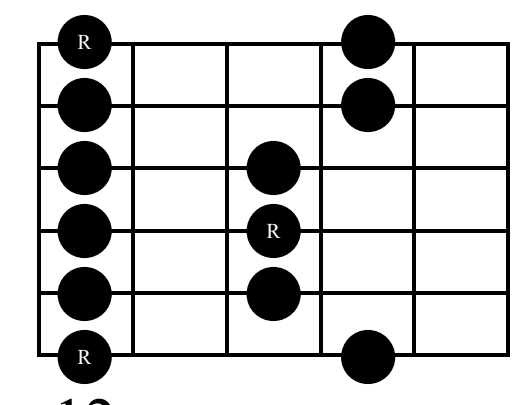
A Shape Pos.



G Shape Pos.



E Shape Octave



Musical notation for the first six licks, showing treble clef, key signature of E major (three sharps), and 4/4 time signature. Below the staff is a TAB line with fret numbers for each string.

1	2	3	4	5	6
0	4	4	7	12	12
0	5	5	9	9	12
1	4	4	9	9	13
2	2	6	9	11	14
2		7	7	12	14
0					12

Lick #1 - Open E Shape Position

Musical notation for Lick #1, starting at measure 7. It features a sequence of notes with triplets and slurs. The fretboard below shows fret numbers: 2, 0, 0, 2, 0, 2, 0, 1, 2, 0, 2, 0, 2, 3, 4.

Lick #2 - D Shape Position

Musical notation for Lick #2, starting at measure 9. It features a sequence of notes with triplets, slurs, and a hammer-on (H). The fretboard below shows fret numbers: 3, 5, 3, 5, 6, 5, 3, 3, 5, 3, 5, 3, 5, 3, 3, 5, 3, 4, 2, 5.

Lick #3 - C Shape Position

Musical notation for Lick #3, starting at measure 12. It features a sequence of notes with triplets, slurs, and a hammer-on (H). The fretboard below shows fret numbers: 7, 7, 5, 7, 5, 7, 4, 7, 4, 7, 4, 5, 6, 5.

Lick #4 - A Shape Position

Musical notation for Lick #4, starting at measure 14. It features a sequence of notes with triplets, slurs, and a pull-off (P). The fretboard below shows fret numbers: 7, 9, 7, 9, 7, 8, 7, 10, 7, 10, 7, 10, 7, 10, 7, 10, 8, 9, 7.

Lick #5 - G Shape Position

E **A**

16 17

12 12 11 10 12 10 12 9 12 9 12 9 10 11

Lick #6 - Octave E Shape Position

E **A**

18 19

14 12 12 15 12 14 15 14 12 14 12 13 14 12 11 14

Practice Backing Track

20 21 22 23 **10x**

2 0 2 0 4 0 4 0 2 0 2 0 4 0 4 0 2 0 2 0 4 0 4 0 2 0 2 0 4 0 4 0 2 0 2 0 4 0 4 0