

# Swift Guitar Lessons

"Don't Be Cruel" By Otis Blackwell, Recorded By Elvis Presley  
(Recorded 1956, RCA Victor - 170bpm)



**Intro:** (See Riff on Pg.2)

## Verse 1

D

You know I can be found... sitting home all alone,

G

D

If you can't come around, at least please telephone.

Em A

D // // | // //

Don't be cruel... to a heart that's true

## Verse 2

D

Baby, if I made you mad, for something I might have said,

G

D

Please, let's forget my past, the future looks bright ahead

Em A

D D7

Don't be cruel... to a heart that's true

G

A G

A

D

I don't want no other love, Baby it's just you I'm thinking of

## Verse 3

D

Don't stop thinking of me, don't make me feel this way,

G

D

Come on over here and love me, you know what I want you to say

Em A

D D7

A don't be cruel... to a heart that's true

G

A

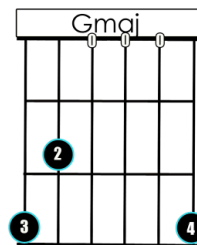
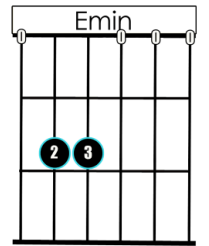
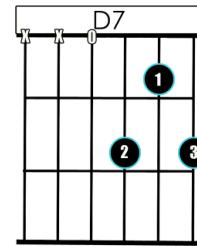
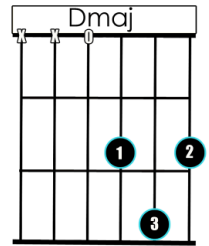
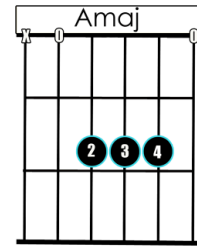
G

A

D

Why should we be apart? I really love you baby, cross my heart

## Chords Needed



# Swift Guitar Lessons

"Don't Be Cruel" By Elvis Presley (90bpm)



## Verse 4

D

Let's walk up to the preacher, and let us say I do,

G D

Then you'll know you'll have me, and I'll know that I'll have you

Em A D D7

Don't be cruel... to a heart that's true

G A G A D (optional riff)

I don't want no other love, Baby it's just you I'm thinking of

## Outro

(STOP) Em A D

Don't be cruel... to a heart that's true

Em A D D7

Don't be cruel... to a heart that's true

G A G A D (Ending Riff)

I don't want no other love, Baby it's still you I'm thinking of

## Tabs for Riffs: (see video for further explanation)

Intro Riff:

```
E |-----|
B |----x-----|
G |----x-----2-4-2--|
D |-0--x-/4-----| Repeat 4x
A |----x-----|
E |-----|
```

Optional Riff:

```
E |-----2---|
B |----x-----3---|
G |----x-----2-4-2--2---|
D |-0--x-/4-----0-0---|
A |----x-----|
E |-----|
```

Ending Riff: Dsus2/B

```
E |-2-----10---|
B |-3-----10---|
G |-2--4--2-----9---|
D |-0-----4--0--9---|
A |-----|
E |-----|
```