

BEHIND THE DUNE

WALKTHROUGH, V2.35

(May 2023)

First, I don't recommend using this walkthrough. Trust the game, it's easy if you **listen to Duncan's or Stilgar's advice**. Also, there is a GPS button on the map to help you if you don't know where to go. You've been warned.

BOOK1: Discover Arrakis

The sexual scenes you could miss are in **pink**. All the others are inevitable.

Ask Duncan to follow you. He will always give clues to have fun with the girls.

-When talking to Jessica about the Reverend Mother's hotness, say **"I can handle it"**.

It will lead to her titjob (necessary for the *Oedipus Issues end*).

-Talk to the Reverend Mother to do her **"test"**.

-Take the ornithopter and go to the village. The smuggler will add a **"sietch"** to your map.

-When you will be rich, you can pay to see her **boobs, then pussy, etc.**

-In that sietch, the Fremen will accept to work with you at a point. So she shows a new sietch.

-You can now touch **10 times her red button and talk about water saving.**

-The new troop will refuse to work with you. Find Harah in a sietch. At a point she will say she has back pain. Bring her to your doctor and do what she says: find suspensors by clicking lamps, and show them to the doc. Harah is treated, the fremen troop like you and work with you.

Option: You didn't find the suspensors? Maybe the smuggler sells some.

-You'll have a vision. Talk about it to a Bene Gesserit (Jessica or the Reverend Mother) so the story continues.

-When you wake from your vision, convince Dr. Yueh that something is wrong with your urine/sperm.

-Do your job on Dune. When you come back, Jessica has been poisoned. Pick the weapon in the library and the medical exam in the throne room. Show the weapon to the housekeeper so we understand the real target of the poison.

-If you show doctor Yueh the weapon that poisoned Lady Jessica, she will accuse the Reverend Mother. Then go accuse the Reverend Mother, and that old lady's going to let you search her.

-Now show the medical exam to Lady Jessica or Irulan so we know something weird happened between Yueh and the Reverend Mother. Show the medical exam to Yueh and she will confess.

-If you did not already, you can use the communication room to call The Baron Harkonnen. He will tell you how to spy on the showers.

-You can also call the Princess Irulan. Every day, she says something different. On her third dialogue she asks for spice. Don't give her for free!


-Stilgar waits for you at the entrance of the palace. Bring him to Leto.

-Talk to Leto to be asked to destroy the sandworms of Dune. Meet Chani in the new sietch and do what she says: go to a place with a lot of spice (blue dots on the map) and talk to her.

-Talk to the rasta Fremen. She will ask for a spice harvester, so buy her one. Then, you can become her friend by finding her some flowers that are outside of a random Sietch (Chani knows exactly where they are if you ask).

-Ask Chani or Harah to become your concubine and introduce her to your father.

-After a day or two, go to the palace. Survive the attack. **Ask the old housekeeper to come with you, so when she is saved she will trust you enough to become your concubine.** A secret passage opens by clicking the right lamp of the library. **"Sadly"**, your concubine has been captured.



Option: You can help the Baron invade the palace earlier. Your concubine may not be present during the attack and not be captured.

BOOK2: Become a prophet

-The Fremmen ask you to drink the *Water of Life* to become their prophet. To make that water, you need a little sandworm. In your inventory, the sandtrout you got from Chani is transforming into a sandworm. Show it to Khaira or Stilgar. They will cook it.

-Show the Water of Life to Jessica. You will do a spiceorgy and become the messiah.


-Lady Jessica gave birth to Alia and nurses her sometimes. Got milk!

-Sex with Khaira is possible when Stilgar is not around. Just talk.

-Talk to Jessica about the "Voice" and you'll have new scenes with all the Fremmen leaders and Mother Reverend if she is still around. If you want a good end with Lady Jessica don't do this: use the voice on her about 6 times to unlock a sexual scene, and her killing you if you abuse her too many times.

-In the water tank room of a sietch, if you previously had the boobjob of Jessica, suggest her to go swim. That moment is necessary for the tender end with her.

-If you go meet the smuggler, you'll see the Guild navigator waits for Stilgar. Let them meet and ask for "special equipment". So you can buy a ghola with 20t of spice.



If you buy a ghola of **Duncan or Leto:**

Meet lady Jessica then. It will lead to a sex scene with her. The discussion will remind the ghola where the atomic bombs are. Go check the sietch he has added at the bottom of your map. The ends should be possible.

If you buy the ghola of the **female soldier:**

You can disguise yourself and go to the palace. In the communication room, you can switch off the shield. The ends should be possible.

-Go in the jail, next to the throne room. Find your concubine busy.

-You can also buy bulbs. Show them to the Fremmen leader with dreadlocks. She will grow them. Then all Fremmen can do the same. When they have covered 50% of the desert, go and talk to one of them.

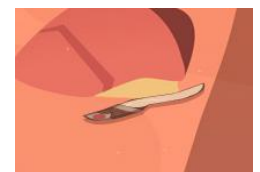
-Now you can ask Stilgar or any Fremmen leader to "*fight the Harkonnens*". The Fremmen could refuse if you abused the Voice. Find a way. Use violence or diplomacy.

-Since you are friends with Stilgar, you can go deeper in Tuek sietch. Find Anbarin's crysknife and give it to her.

-Make the Housekeeper one of your concubines. You'll have a scene. If you had sex with the Reverend Mother, when she is around you'll reach a threesome GILF scenes. If the Reverend Mother has left in the Arrakeen attack, you'll have another chance at the end.

-Go to the palace, enjoy the attack.

-Princess Irulan is on the way. Talk to her.



-Here are the different ends and their conditions:

Emperor Paul Atreides (The book's end)	You kill the Baron Harkonnen and did not buy a gholia of Leto.
Oedipus issues (Bonus vision after the credits)	You kill the Baron Harkonnen and did not buy a gholia of Leto. You reached Jessica's handjob and you have not abused her with the Voice.
Emperor Leto Atreides (Leto sleeps with Irulan and Jessica!)	You kill the Baron Harkonnen and bought a gholia of Leto.
Peaceful Caladan (No erotic scene)	You accept the Emperor's suggestion.
As if nothing had happened (No erotic scene)	You bought a gholia of Leto. You accept the Emperor's suggestion.
Among the Fremen (Harem-like end)	You kill the Emperor and the Baron Harkonnen.
Emperor Paul Harkonnen? (Break taboos)	Say you will kill the Emperor and the Baron. But when the Baron suggests an alliance, accept it.

After the credits, more than 10 years have passed. Bonus time. Many sexual scenes are easy to get.

-There are lollipops in the jail of the palace. Talk about it with Alia.

-Since the Princess Irulan and Alia are in the palace, they sometimes take a shower. You can stalk as usual by clicking on the red light of the shower.

-In the communication room, there is Duncan's camera. Check it. Bring back Duncan as a gholia to have all his photos.

-The day after your arrival, Alia will talk about a jewel she wants. The Fremen who stole it is random, so show the photo of the jewel to the Fremen leaders or to the witnesses of the robbery. When you have it, show it to Alia and ask for a reward.

-If at a moment, even the beginning, you did an *average harvest* around 5 tons/day (written on the achievements on the right of the map) The Guild Navigator will let you come in her tank.

F.A.Q.

How do you reach the Oedipus Issues end exactly?

The basic concept of that end is: *you found all the nice scenes about Jessica and do everything she says (don't try the Voice on her more than once).*

- 1) Boobjob scene: At the very beginning, when talking to Jessica about the Reverend Mother's hotness, say "I can handle it", and you will be offered to play with her boobs. Accept. It unlocks the next scene.
- 2) The handjob: When Jessica is in a sietch with a water tank (like Tabr) talk about sensitive subjects and suggests a swim. In the illustration, confirm you are hard by clicking that answer and you'll have the scene.
- 3) Don't do a gholia of Leto... it's the rival.
- 4) At the very end: In front of Shaddam, say "You killed my father, bitches". Jessica will suggest you marry his daughter, but, if you did what's above, you can answer "I only want to marry you". Jessica will hug you and insist for you to marry the princess. Accept.
- 5) After the credits: Wait for a day and a vision will happen. Go talk to Jessica about it. You now have new sensitive subjects.

How do I get a good Spice harvest to reach the reward "Spice Monopoly"?

Buy a harvester for all the Fremen leaders at the smuggler's village. Then talk to



these leaders and give them one. Send them in a sietch with blue dots on the map.

After a few days of reasonable harvesting, you will unlock the capacities of accelerate time and send orders to the leaders without moving (button on the lower right). I suggest this:

- 1) Do a harvest session in fast speed between Leto's death and the new agreements with the Guild. At that moment, you share the Spice neither with the Emperor nor to the Guild, so you earn more.
- 2) Don't lose time meeting the leaders for real. When a sietch is empty, click the button "Contact Fremen leaders", then click the token of a not busy troop, then the sietch you want them to go.
- 3) Usually, do not put more than one troop on the same sietch, so you cover more surface. The Harkonnen harvesters (the black token) will not come to steal Spice if a troop is already there. Option: You can go meet the harkonnen troops if you hurry.

How do I have the "Gave birth to a monster scene"?

- 1) Use the Voice on Lady Jessica about 5 times to force her blowjob.
- 2) Use the voice about 5 more times on her. She'll get her revenge