

SWIFT LESSONS

Your First Repertoire

"Easy songs for building confidence."

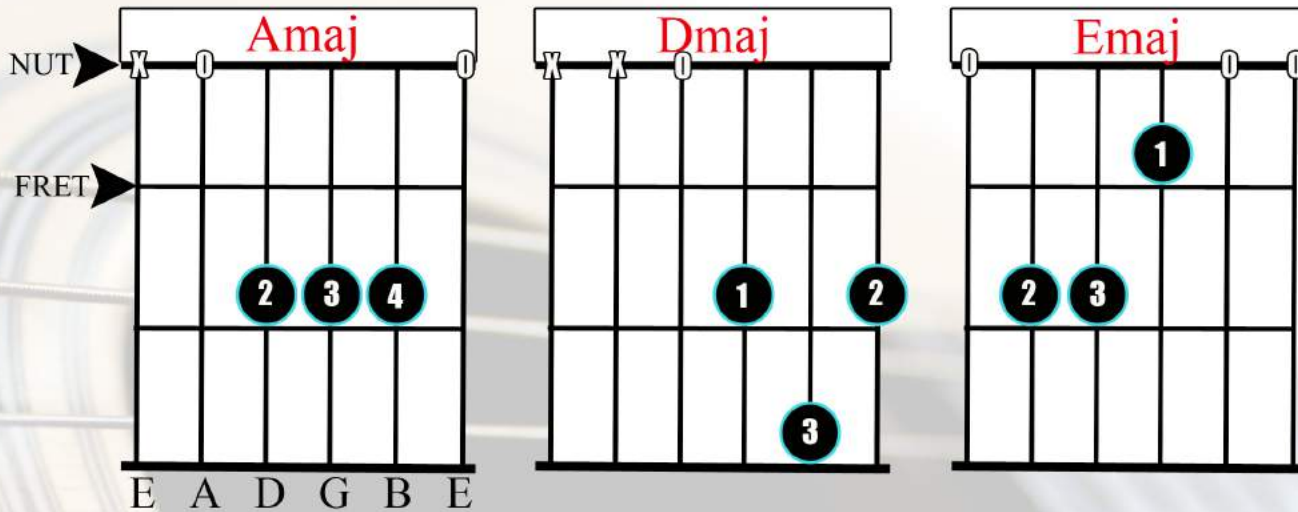
ENJOY EACH LESSON
WITH HD INSTRUCTIONAL
STREAMING VIDEOS!

First Chords

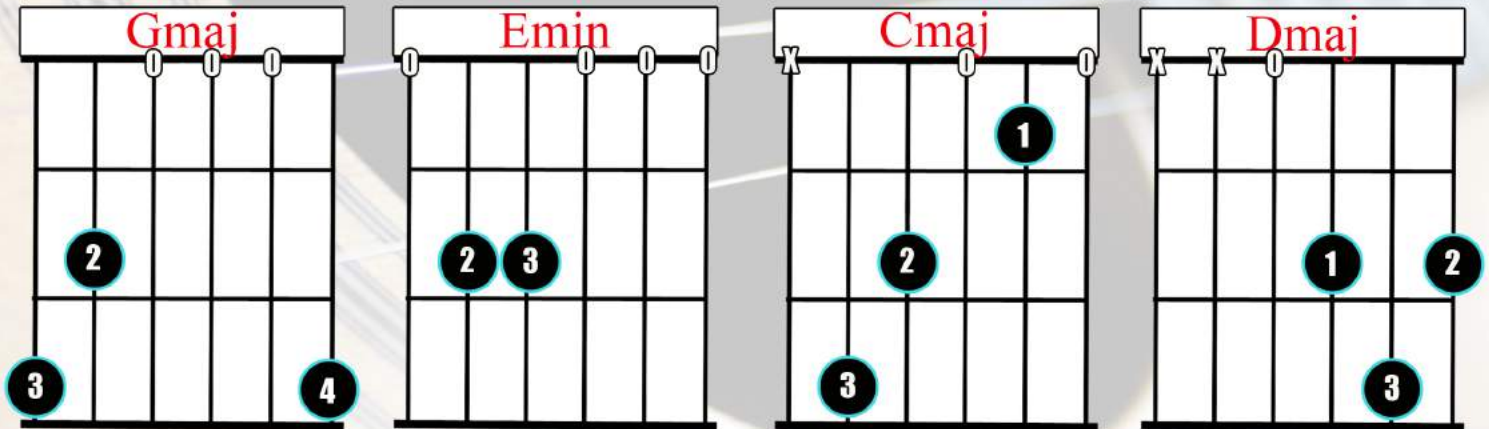
Reading Chord Diagrams



Lesson 1:



Lessons 2-3



Reading Chord Diagrams:

- 1) Vertical lines represent strings E, A, D, G, B, E from left to right.
- 2) Horizontal lines represent frets, with your nut at the top of the diagram.
- 3) Numbers represent your fingertips: 1 = Index, 2 = Middle, 3 = Ring, 4 = Pinky.
- 4) 0's indicate a string is to be played open.
- 5) X's indicate a string is not to be played.

First Songs

“Stand By Me” By Ben E. King

Chord Progression: G (8) Em (8) C (4) D (4) G (8):

Capo on fret 2 for original key of A.

Use the “R&B” Strumming Pattern:

1 & 2 & 3 & 4 & * indicates a slap of the strings.



G Em

When the night has come and the land is dark

C D G

and the moon is the only light to see

G Em

No I won't be afraid No I... won't be afraid

C D G

Just as long as you stand...stand by me

Chorus

G

So darling, darling stand... by me

Em

Oh Oh, stand by me

C D G

Oh stand, Stand by me, Stand by me

If the sky that we look upon should tumble and fall...

and the mountains...should crumble to the sea

I won't cry...I won't cry, No I won't shed a tear

Just as long as you stand...stand by me

Chorus Repeats

Whenever you're in trouble won't you stand by me

Oh now, now stand by me...oh stand by me stand by me

VIDEO

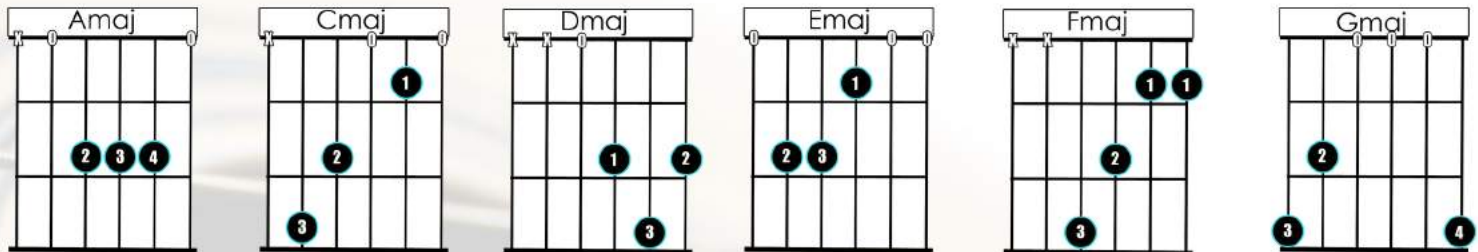


Swift Guitar Lessons

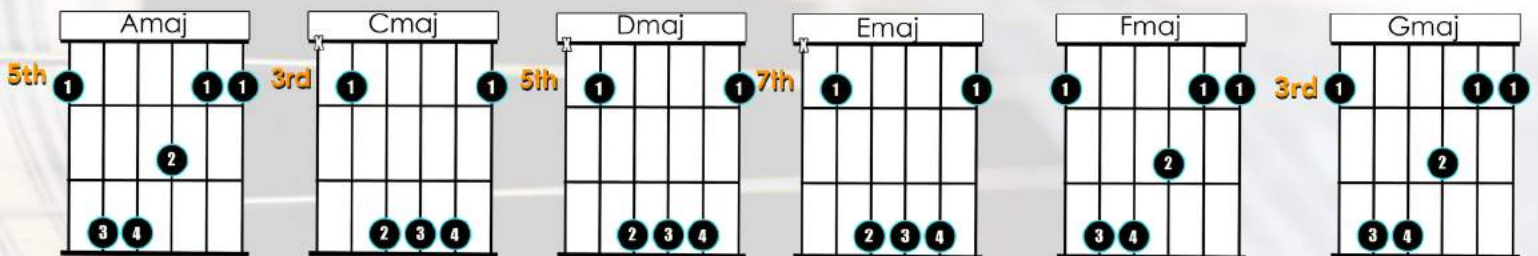
Common Chord Shapes & Barred Versions



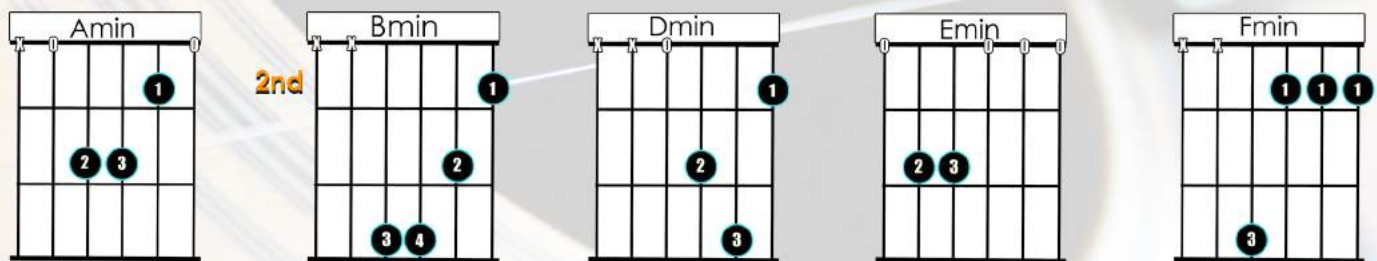
OPEN POSITION MAJORS



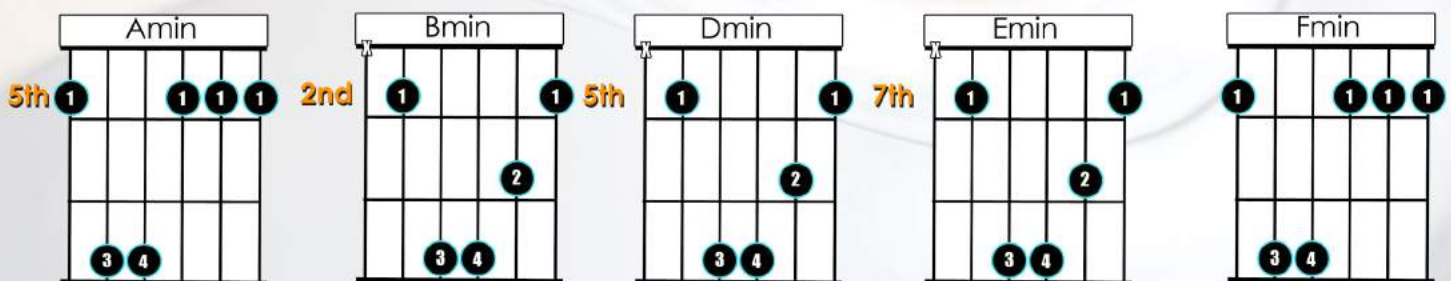
COMMON BAR POSITION



OPEN POSITION MINORS



COMMON BAR POSITION



Easy Guitar Songs

“You Ain’t Goin Nowhere” By Bob Dylan

Chord Progression: G (4) Am (4) C (4) G (4):

Use the “Pop” Strumming Pattern: **1 & 2 & 3 & 4 &**

↓ ↓ ↑ ↑ ↓ ↑

VIDEO



Verse 1 G Am C G
Clouds so swift, Rain won't lift, Gate won't close, railings froze...
G Am C G
Get your mind off wintertime, cuz, You ain't goin' nowhere.

Chorus G Am C G
Whoo-ee! Ride me high... tomorrow's the day my bride's gonna come.
G Am C G
Oh, oh, are we gonna fly...down in the easy chair!

Verse 2 I don't care How many letters they sent
Morning came and morning went
Pick up your money and pack up your tent
You ain't goin' nowhere

Chorus Repeat

Verse 3 Buy me a flute and a gun that shoots
Tailgates and substitutes..
Strap yourself to the tree with roots
You ain't goin' nowhere.

Chorus Repeat

Verse 4 Genghis Khan...he could not keep
All his kings supplied with sheep
We'll climb that mountain, no matter how steep
When we get up to it

Chorus Repeat

Easy Guitar Songs

“Brown Eyed Girl” By Van Morrison

Main Chord Progression: G (4) C (4) G (4) D (4):

Use the “Pop” Strumming Pattern: **1 & 2 & 3 & 4 &**



VIDEO



Verse 1

G /// C /// G /// D /// G C G D
Hey, where did we go days when the rain came? Down in the hollow playing a new game...
G C G D
Laughing, and a running, hey, hey, skipping and a jumping...
G C G D C /// D7 /// G /// Em ///
in the misty morning fog, with our hearts a thumpin' and you... my brown eyed girl
C D7 G
You are my... brown-eyed girl.

Verse 2

Whatever happened to Tuesday and so slow?
Going down to the old mine with a transistor radio
Standing in the sunlight laughing, hiding behind a rainbow's wall
Slipping and a sliding all along the waterfall with you, my brown eyed girl
You are... my brown eyed girl.

Bridge

D D7
Do you remember when we used to sing

Chorus

G C G D7
Sha la la la la la la la... la te da (Just like that)
G C G D7 G
Sha la la la la la la la... la te da (la te da)

Verse 3

So hard to find my way...now that I'm on my own.
I saw you just the other day, my, how you have grown.
Cast my memory back there, lord, sometimes I'm caught up thinkin' bout..
making love in the green grass...behind the stadium with you...my brown eyed girl.
You are my...brown eyed girl.

Bridge

Chorus

First Songs

“Let it Be” by The Beatles

Verse: G// D// Em// C// G// D// C// G//

Chorus: Em // D // C // G // G // D // C // G //

Capo on fret 5 for original key of Cmaj.

Strum Pattern

1 & 2 & a



VIDEO



G D Em C
When I find myself in times of trouble, Mother Mary comes to me,
G D C (*optional riff, see next page*) G
Speaking words of wisdom, let it be.

G D Em C
And in my hour of darkness, She is standing right in front of me,
G D C (*riff*) G
Speaking words of wisdom, let it be.

Chorus

Em D C G (G) D C G
Let it be, let it be, let it be, let it be. **Whisper words of wisdom, let it be.**

G D Em C
And when the broken hearted people living in the world agree,
G D C (*riff*) G
There will be an answer, let it be.

G D Em C
But though there may be parting, There is still a chance that they will see,
G D C (*riff*) G
There will be an answer, let it be.

Chorus 2x (*optional, extended riff 2x see next page*)

G D Em C
And when the night is cloudy, There is still a light that shines on me,
G D C (*riff*) G
Shine until tomorrow, let it be.

I wake up to the sound of music, Mother Mary comes to me,
Speaking words of wisdom, let it be.

Chorus 3x

Extended walk-down riff, see next page.

First Songs

“Let it Be” By The Beatles PG 2-2

VIDEO



Gospel Style Walk-Down:

Now that you have committed the “Let it Be” chord changes and strumming pattern to memory, let’s add in the element of Paul’s gospel style walk-downs. First, let’s learn the transition performed between chords Cmaj and Gmaj, at the conclusion of each verse. This should be played after singing the lyrics “Let it Be.”

	Cmaj	Gmaj
E	0	3
B	1	0
G	0	0
D	2	0
A	3 2 0	2
E		3

Extended Walk-Down:

The final, extended transition ties together the chord progression C, G, D, C, G. This should be performed at the end of each chorus, not including those that are performed back to back. Review your chord sheet to locate each place where you will play this transition.

	C	G	D	C	G
E	0	3	2	0	3
B	1	0	3	1	0
G	0	0	2	0	0
D	2	0	0	2	0
A	3 2 0	2		3	2
E		3 1 0			3