

Swift Ukulele lessons



"All of Me" As done by Billie Holiday

GCEA Tuning | Key of F | Written by Gerald Marks and Seymour Simons

Intro: See pg.3

Verse

F

All of me

A7

Why not take all of me?

D7

Can't you see

Gm

I'm no good without you?

A7

Take my lips

Dm

I want to lose them

G7

Take my arms

Gm7 C7

I'll never use__ them

F

Your goodbye

A7

Left me with eyes that cry

D7

Gm

How can I go on dear without you?

Chorus

Bb

Bbm6

You took the part

F

D7

That once was my heart

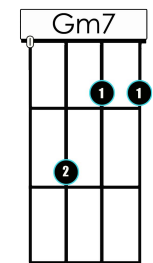
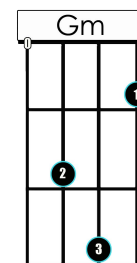
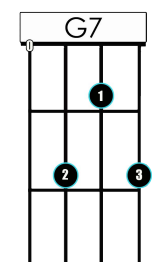
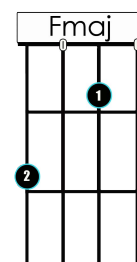
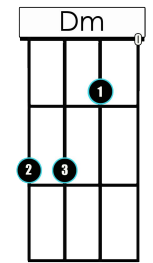
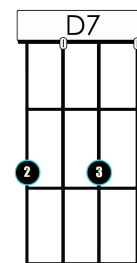
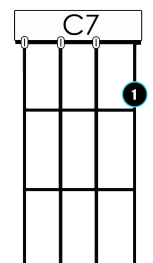
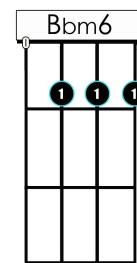
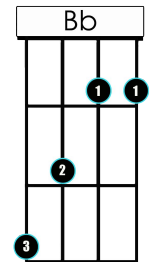
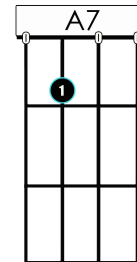
G7

C7

F

So why__ not take all of me?

Chords Needed



Swift Ukulele lessons

"All of Me" As done by Billie Holiday



Verse

F

All of me

A7

Why not take all of me?

D7

Can't you see

Gm

I'm no good without you

A7

Take my lips

Dm

I want to lose them

G7

Take my arms

Gm7 C7

I'll never use them

F

Your goodbye

A7

Left me with eyes that cry

D7

Gm

How can I go on dear without you?

Chorus

Bb

Bbm6

You took the best

F

D7

So why not take the rest?

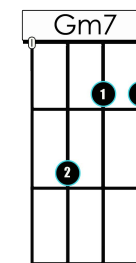
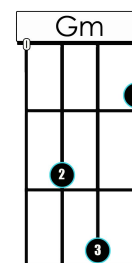
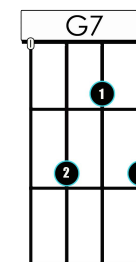
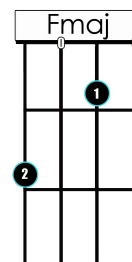
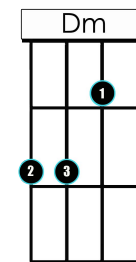
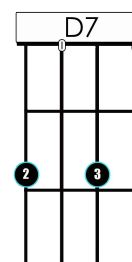
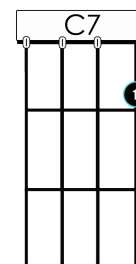
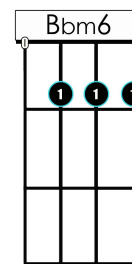
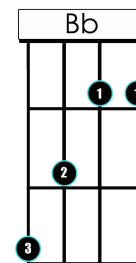
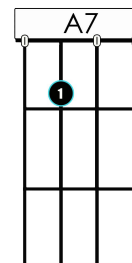
G7

C7

F

So why not take all of me?

Chords Needed



Swift Ukulele lessons

"All of Me" As done by Billie Holiday



Intro Tab

C#7 C7 Fmaj Dm Gm C7

A|-2-2-2-2-1-1-1-1-| -0-----7-5---5-0-3/ | -5-----0-1-- |
 E|-1-1-1-1-0-0-0-0-| -1-----5-----5----- | -6-----3----- |
 C|-1-1-1-1-0-0-0-0-| -0-0- (2) /5-----5----- | -7-7-5-2-4----- |
 G|-1---1---0---0---| -0----- | ----- |

1 & 2 & 3 & 4 & 1 & 2&a 3 & 4 & a 1 & 2 & 3 & a 4 &

A|-1-1-1-1-1-1-1-1-|
 E|-3-3-3-3-3-3-3-3-|
 C|-4-4-4-4-4-4-4-4-|
 G|-0---0---0---0---|

1 & 2 & 3 & 4 &

Verse Progression

Fmaj //// | //// | A7 //// | //// | D7 //// | //// | Gm //// | //// | A7 //// | //// |
 Dm //// | //// | G7 //// | //// | Gm //// | C7 //// |
 Fmaj //// | //// | A7 //// | //// | D7 //// | //// | Gm //// | //// |

Chorus Progression

Bbmaj //// | Bbm6 //// | Fmaj //// | D7 //// | G7 //// | C7 //// | Fmaj //// | // Bbm6 // |

Strumming Patterns

8 Beat Pattern:

1 & 2 & 3 & 4 & | 1 & 2 & 3 & 4 &
 ↓ ↓ ↑ ↑ ↓ ↑ ↑ ↓ ↑ ↑ ↓ ↑

4 Beat Pattern:

1 & 2 & 3 & 4 & |
 ↓ ↓ ↑ ↑ ↓ ↑