


SICK UNDEAD SKIN







AK-INTERACTIVE 3RD GEN
BLACK RED



SCALE 75 MODEL COLOR
PETROLEUM GREY




VALLEJO GAME COLOR
SUCCUBUS SKIN




VALLEJO MODEL COLOR
MAHOGANY BROWN



AK-INTERACTIVE 3RD GEN
DECOMPOSED FLESH



VALLEJO MODEL COLOR
PASTEL GREEN



VALLEJO MODEL COLOR
GREEN GREY 70.971

PAINTS

↘
WINSOR & NEWTON
SERIES 7 - MINIATURES
SIZE 1

↘
ARTIS OPUS
SERIES S
SIZE 00

↘
BASECOAT MIX
WATER 50/50 PAINT

↘
LAYER MIX
WATER 60/40 PAINT

↘
GLAZE MIX
WATER 80/20 PAINT

BRUSHES
& TOOLS

PAINT
MIXES

 VALLEJO GAME COLOR
SUCCUBUS SKIN

 VALLEJO GAME COLOR
SUCCUBUS SKIN

 AK-INTERACTIVE 3RD GEN
DECOMPOSED FLESH

 VALLEJO GAME COLOR
SUCCUBUS SKIN

 AK-INTERACTIVE 3RD GEN
DECOMPOSED FLESH

 AK-INTERACTIVE 3RD GEN
DECOMPOSED FLESH



Starting from a black primed model, apply a base coat with Succubus Skin.




Mix 1:1 and apply as a layer all over the skin, leaving only the darkest recesses in pure Succubus Skin.




Mix 1:2 and apply as a layer covering a smaller area than before. I'm using a mix of layering and glazing here, to get relatively smooth blends. I still want the skin to look a bit rough.




Apply a layer from pure Decomposed Flesh, once more covering a smaller area than in the previous step.




VALLEJO GAME COLOR
SUCCUBUS SKIN




AK-INTERACTIVE 3RD GEN
DECOMPOSED FLESH



AK-INTERACTIVE 3RD GEN
BLACK RED



AK-INTERACTIVE 3RD GEN
DECOMPOSED FLESH



VALLEJO MODEL COLOR
PASTEL GREEN



Decomposed Flesh can turn out a bit chalky. We fix this by glazing some of the 1:2 mix from step three over the transition.


Mix a wash (90% water to 10% paint) from Black Red and apply all over the skin. I did a second pass over the mouth and eyes, between fingers and around the abscesses on his back.

Come back in with very diluted Decomposed Flesh to do some clean ups.


Use Pastel Green as highlight on the highest points and to give the skin a slightly greenish tint. This works well to add contrast and also enhances the sick, decomposed look of the skin.



AK-INTERACTIVE
DIRTY YELLOW 3RD GEN




VALLEJO GAME COLOR
SUCCUBUS SKIN



VALLEJO MODEL COLOR
GREEN GREY 70.971



SCALE 75 MODEL COLOR
PETROLEUM GREY



VALLEJO MODEL COLOR
MAHOGANY BROWN



I painted abscesses with a mix of Dirty Yellow and Succubus Skin.



Add a final, very small highlight of Green Grey to the highest points of the skin.



If you would like to add some variety to the skin, glaze on some Petroleum Skin and highlight back up with Decomposed Flesh.



To add some skin cancer, dilute Mahogany Brown with water and stipple on some dots. Repeat the process until you are happy.



THIS IS THE END.
I HOPE YOU FIND THIS
TUTORIAL HELPFUL.
HAPPY PAINTING!