

HOMEWORK No. 1

First, write out the Minor Scale starting with the listed root note, then take the 1st, 3rd, and 5th of the Minor Scale to show the Minor Triad.

example: first, write in the Minor Scale

A W **B** H **C** W **D** W **E** H **F** W **G** W **A**

↓ ↘ ↙

A m3 **C** M3 **E**

Then, take the 1st, 3rd, and 5th note of the Minor Scale to create a Minor Triad

Above you can see the A minor Scale and the three notes required to make an A Minor Triad. A is the root, the third is C, and the fifth is E. Now its your turn. For this page, write out each minor scale first, then fill in the root, third and fifth for the minor triad.

E m3 **G** M3 **B** = Minor Triad

E W **F#** H **G** W **A** W **B** H **C** W **D** W **E**

B W **C#** H **D** W **E** W **F#** H **G** W **A** W **B**

↓ ↘ ↙

B m3 **D** M3 **F#** = Minor Triad

F# m3 **A** M3 **C#** = Minor Triad

F# W **G#** H **A** W **B** W **C#** H **D** W **E** W **F#**

C# W **D#** H **E** W **F#** W **G#** H **A** W **B** W **C#**

↓ ↘ ↙

C# m3 **E** M3 **G#** = Minor Triad

G# m3 **B** M3 **D#** = Minor Triad

G# W **A#** H **B** W **C#** W **D#** H **E** W **F#** W **G#**

D# W **E#** H **F#** W **G#** W **A#** H **B** W **C#** W **D#**

↓ ↘ ↙

D# m3 **F#** M3 **A#** = Minor Triad

A# m3 **C#** M3 **E#** = Minor Triad

A# W **B#** H **C#** W **D#** W **E#** H **F#** W **G#** W **A#**

HOMEWORK No. 1

Just like page one, finish all the Minor Scales on this page, then fill in the first, third and fifth to make a Minor Triad. The previous page showed all the Minor Scales with sharps, and this page shows all the Minor Scales with flats.

\underline{D} \underline{W} \underline{E} \underline{H} \underline{F} \underline{W} \underline{G} \underline{W} \underline{A} \underline{H} \underline{B} \underline{W} \underline{C} \underline{W} \underline{D}

\underline{D} m3 \underline{F} M3 \underline{A} = Minor Triad

\underline{G} \underline{W} \underline{A} \underline{H} \underline{B} \underline{W} \underline{C} \underline{W} \underline{D} \underline{H} \underline{E} \underline{W} \underline{F} \underline{W} \underline{G}

\underline{G} m3 \underline{B} M3 \underline{D} = Minor Triad

\underline{C} m3 \underline{E} M3 \underline{G} = Minor Triad

\underline{C} \underline{W} \underline{D} \underline{H} \underline{E} \underline{W} \underline{F} \underline{W} \underline{G} \underline{H} \underline{A} \underline{W} \underline{B} \underline{W} \underline{C}

\underline{F} \underline{W} \underline{G} \underline{H} \underline{A} \underline{W} \underline{B} \underline{W} \underline{C} \underline{H} \underline{D} \underline{W} \underline{E} \underline{W} \underline{F}

\underline{F} m3 \underline{A} M3 \underline{C} = Minor Triad

\underline{B} m3 \underline{D} M3 \underline{F} = Minor Triad

\underline{B} \underline{W} \underline{C} \underline{H} \underline{D} \underline{W} \underline{E} \underline{W} \underline{F} \underline{H} \underline{G} \underline{W} \underline{A} \underline{W} \underline{B}

\underline{E} \underline{W} \underline{F} \underline{G} \underline{W} \underline{A} \underline{W} \underline{B} \underline{H} \underline{C} \underline{W} \underline{D} \underline{W} \underline{E}

\underline{E} m3 \underline{G} M3 \underline{B} = Minor Triad

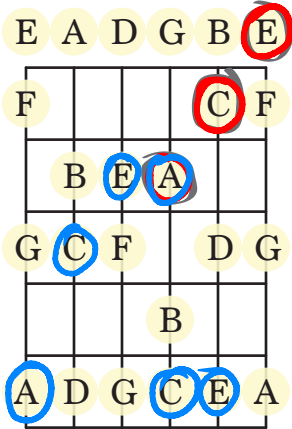
\underline{A} m3 \underline{C} M3 \underline{E} = Minor Triad

\underline{A} \underline{W} \underline{B} \underline{H} \underline{C} \underline{W} \underline{D} \underline{W} \underline{E} \underline{H} \underline{F} \underline{W} \underline{G} \underline{W} \underline{A}

HOMEWORK No. 1

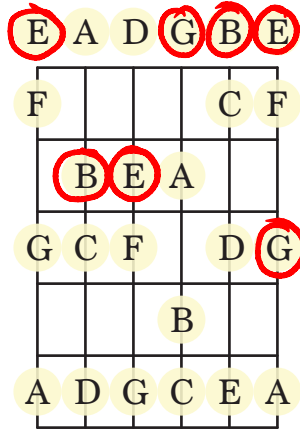
A Minor Triad

A $\frac{C}{3}$ $\frac{E}{5}$
R



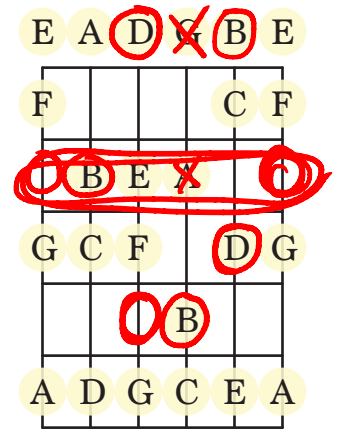
E Minor Triad

E $\frac{G}{3}$ $\frac{B}{5}$
R



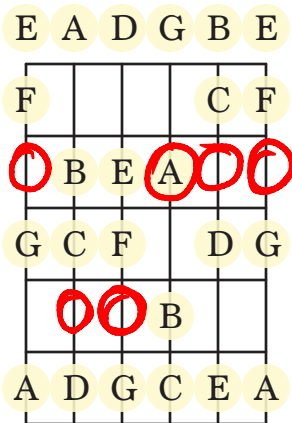
B Minor Triad

B $\frac{D}{3}$ $\frac{F\#}{5}$
R



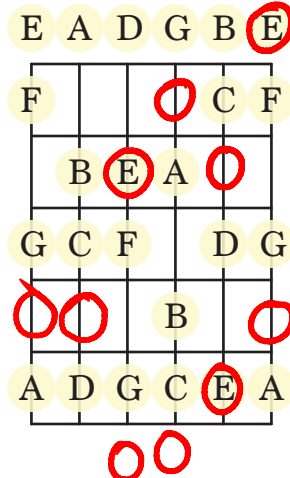
F# Minor Triad

F# $\frac{A}{3}$ $\frac{C\#}{5}$
R



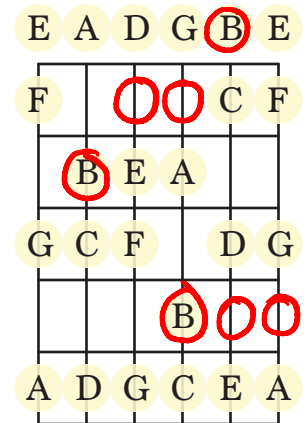
C# Minor Triad

C# $\frac{E}{3}$ $\frac{G\#}{5}$
R



G# Minor Triad

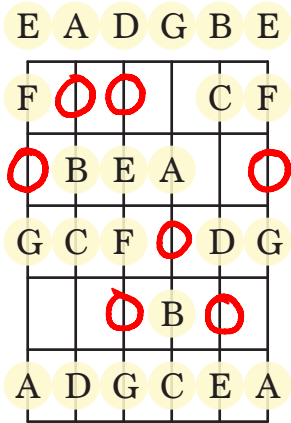
G# $\frac{B}{3}$ $\frac{D\#}{5}$
R



HOMEWORK No. 1

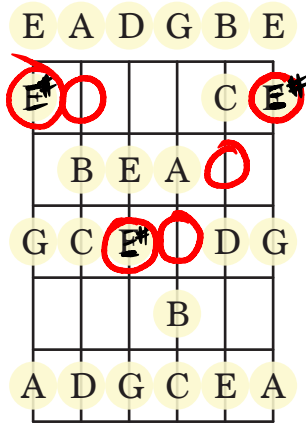
D# Minor Triad

D# ~~F#~~ ~~A#~~
R 3 5



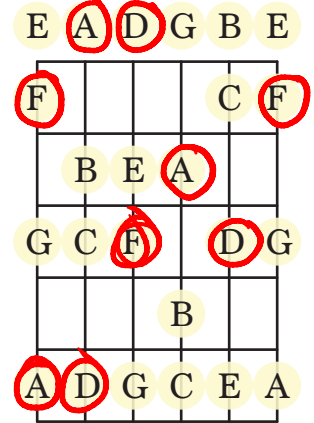
A# Minor Triad

A# ~~C#~~ ~~E#~~
R 3 5



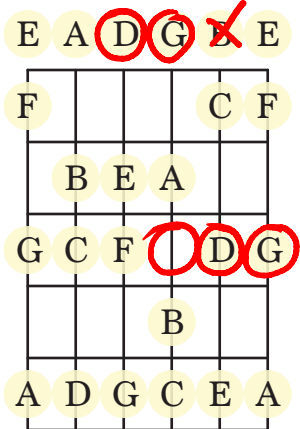
D Minor Triad

D ~~F~~ ~~A~~
R 3 5



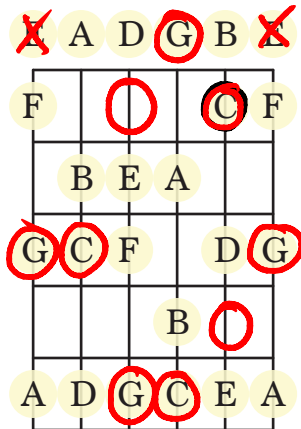
G minor Triad

G ~~Bb~~ ~~D~~
R 3 5



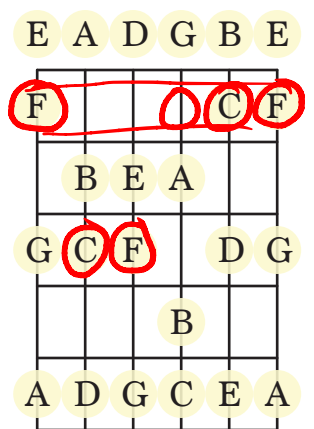
C Minor Triad

C ~~Eb~~ ~~G~~
R 3 5



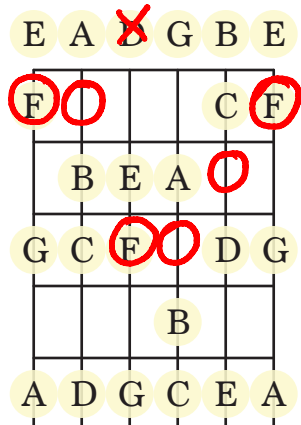
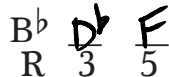
F Minor Triad

F ~~A~~ ~~C~~
R 3 5

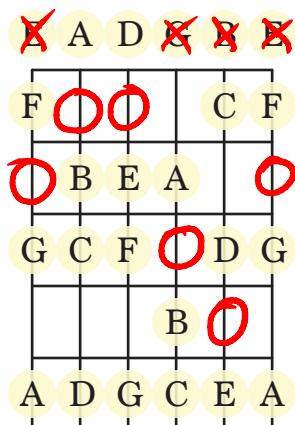
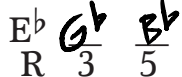


HOMEWORK No. 1

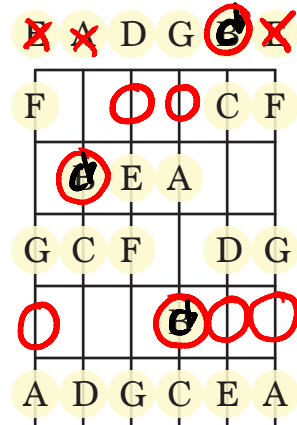
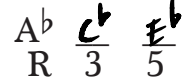
B^b Minor Triad



E^b Minor Triad



A^b Minor Triad



EXPLORE:

Use this extra scratch paper to try out a few different voicings of Minor Triads. If you find a few that you really enjoy, post a picture and/or audio on the community forum post for this lesson.

