

SF UKE JAM PRESENTS

ONE LOVE

ISLAND VIBES UKE JAM

**WITH YOUR HOSTS
CYNTHIA LIN + UKULENNY
SAT JUNE 27, 2020
ON YOUTUBE LIVE**



WATCH ON YOUTUBE: WWW.BIT.LY/ONELOVEUKEJAM

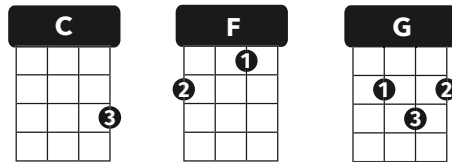
SONGLIST

**THREE LITTLE BIRDS
SOMEWHERE OVER THE RAINBOW
ONE DAY
MIX IT UP
ONE LOVE
WHAT A WONDERFUL WORLD
WHITE SANDY BEACH
ISLAND STYLE
I'M YOURS**

LESSON 1

THREE LITTLE BIRDS

by Bob Marley



SIMPLE DOWN STRUM: $\overset{1}{d} \mid \overset{2}{d} \mid \overset{3}{d} \mid \overset{4}{d}$
TIMING: 4 strums per chord

| | | |
|---------------|--------------------------------------|--|
| CHORUS | C Don't worry | C about a thing |
| | F Cause every little thing | C is gonna be al-right |
| | C Singin' don't worry | C about a thing |
| | F Cause every little thing | C is gonna be al-right |
| VERSE | C Rise up this morning, | G smiled with the rising sun |
| | C Three little birds | F pitch by my doorstep |
| | C Singing sweet songs | G of melodies pure and true |
| | F Sayin' "this is my | C message to you" |

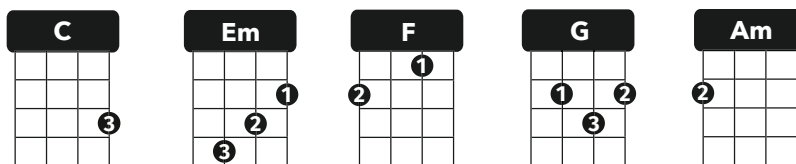
HOW TO PRACTICE: 5 minutes a day is good for your brain and good for your soul!

- 1 Always remember to tune your uke before you practice
- 2 Your fingertips may hurt at first - practicing 5 to 10 minutes a day will keep them from hurting too much and allow your fingertips time to build callouses.
- 3 Strum each chord clearly before you begin playing the song. You can practice transitioning between the chords as an exercise.
- 4 Check your handshake position, make sure the palm is curled and the knuckles are curled.
- 5 You can use the lesson tutorials for review at <http://youtube.com/cynthialinmusic>
- 6 There are tons of ukulele chord charts online - search for the song you want to play and give it a shot. Have fun!

LESSON 5

SOMEWHERE OVER THE RAINBOW

by Harold Arlen and E.Y. Harburg, in the style of Iz



PICKING ISLAND STRUM: 1 2 & 3 & 4 &
 pick | d u | *(drop) u | d u
 replace the first downstrum of the island strum with a pick
TIMING: two picking island strums per chord

SECTION 1

| | | | |
|-----------------------|---------------------------------------|---------------------|--|
| C Somewhere | Em over the rainbow, | F | C way up high |
| F There's a | C place that I heard of | G once in | Am F lulla-by.....by |
| C Somewhere | Em over the rainbow, | F | C blue birds fly |
| F And the | C dreams that you dream of, | G | Am F dreams really do come true.....ooo |

SECTION 2

| | | | |
|--|--|-----------|----------------------------------|
| C Some-day I'll wish upon a star, | G Wake up where the clouds are far be-hind | Am | F me |
| C Where trouble melts like lemon drops | G High above the chimney tops that's | Am | F where you'll find me |

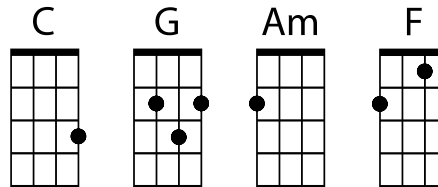
SECTION 1

| | | | |
|-----------------------|--------------------------------------|----------|---|
| C Somewhere | Em over the rainbow, | F | C blue birds fly |
| F And the | C dreams that you dare to, | G | Am F end C/ why, oh why can't I?.....I |

One Day

Matsyahu

Strum Pattern: D D D DU or D DUxUDU



Intro: C G Am F x2

Verse 1

(C) Sometimes I (G) lay under the (Am) moon and thank (F) God I'm breathing
(C) Then I (G) pray don't take me (Am) soon 'cause I am (F) here for a reason

Pre-Chorus

(C) Sometimes in my tears I (G) drown
But I (Am) never let it get me (F) down
So when (C) negativity (G) surrounds
I (Am) know some day it'll all (F) turn around because...

Chorus

(C) All my life I've been (G) waiting for
I've been (Am) praying for for the (F) people to say
(C) That we don't wanna (G) fight no more
There will be (Am) no more wars
And our (F) children will play
(C) One day, (G) one day, (Am) one day (F)
(C) One day, (G) one day, (Am) one day (F)

Verse 2

(C) It's not (G) about win or (Am) lose 'cause we all (F) lose
When they feed on the (C) souls of the innocent
(G) Blood-drenched pavement
(Am) Keep on moving though the (F) waters stay raging
(C) In this (G) maze you can lose your (Am) way (your (F) way)
It might (C) drive you crazy but
(G) don't let it faze you, no (Am) way (no (F) way)

Repeat Pre-Chorus and Chorus

Bridge

One (C) day this all will change treat (G) people the same
(Am) Stop with the violence (F) down with the hate
One (C) day we'll all be free (G) And proud to be
(Am) Under the same sun (F) Singing songs of freedom like
(C) Wayooooooooh One (G) day, One (Am) day (Wayoh oh oh) (F)
(C) Wayooooooooh One (G) day, One (Am) day (Wayoh oh oh) (F)

Repeat Chorus

Mix It Up (Halo-Halo Song)

Ukulenny

G

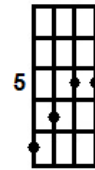
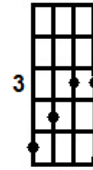
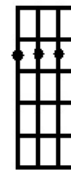
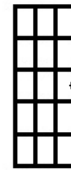
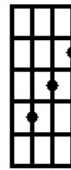
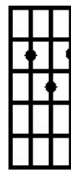
Em

C

D

C

D



Strum: xxDUxxDU

Intro: G Em C D

Verse 1:

(G)Hey girl, that I have never met

(Em)I don't, even know your name yet

(C)I hope you don't mind, if I

(D)tell you you're fine, if you **(D/ short)** do then I'll just leave now

(G)Your silence tells me I should stay

(Em)So tell me how was your day, can I

(C)buy you a drink, girl, it's not what you think, something

(D/ short)special for the lady

Chorus

I wanna **(G)**holla for that halo-halo, I wanna

(Em)Scream for that ice cream

Can I **(C)**buy you a sweet drink, and I'll be you're sweet thing

Let's **(D)**Mix it up, won'tcha Halo-Halo with me **(G) (G/)**

Verse 2:

(G)Two scoops, of that ube ice cream, yes!

(Em)One scoop, of that rice krispy stuff oh yes!

(C)Shave ice and lots of that sticky stuff, but

(D)Not too many beans, at **(D/)**least not on the first date

(G)Baby girl, to show you how much I care

(Em)I usually get my own, but for you I'll share

(C)Fun fact, did you know

(D/ long)Halo-Halo means "I Love You" in Tagalog **(D triplets) (D/short)**

Chorus

I wanna **(G)**holla for that halo-halo, I wanna

(Em)Scream for that ice cream

Can I **(C)**buy you a sweet drink, and I'll be you're sweet thing

Let's **(D)**Mix it up, won'tcha Halo-Halo with me

Bridge (one strum)

(Em)Oh girl, I hope ya dig what I'm **(C)**offering

(Em)And maybe on our fiftieth **(C)**anniversary

(Back to groove)

The **(D)**town's gonna ask us, when did you know that

(Em)He was in love, and you'll **(C)**say, he had me, at **(D/ long)**"Halo, halo!"

Chorus

I wanna **(G)**holla for that halo-halo, I wanna

(Em)Scream for that ice cream

Can I **(C)**buy you a sweet drink, and I'll be you're sweet thing

Let's **(D)**Mix it up, won'tcha Halo-Halo with me

Repeat chorus 1x J Boog Style, then 1x swing reggae

won'tcha Halo-halo with

(G)me Halo-Halo with **(Em)**me, won'tcha Halo-Halo

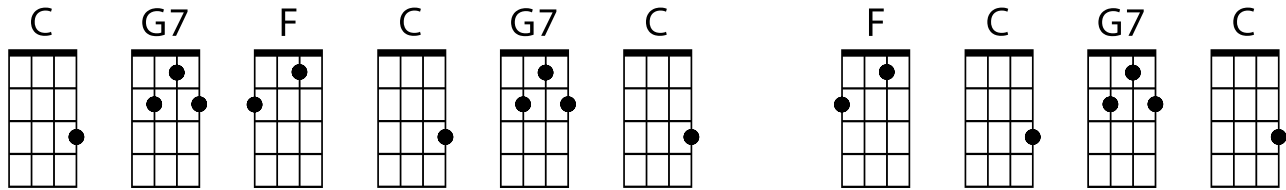
(C) (D) Won'tcha Halo-Halo with **(G)**me

One Love

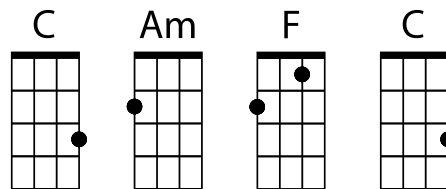
Bob Marley

Chorus:

x2 | last line



Verse:



Strum Pattern: D DUxUDU or D DUDUDU (swing)

Chorus

(C)One Love! (G7)One Heart!

(F)Let's get (C)together and (G7)feel all (C)right.

(C)One Love! (G7)One Heart!

Sayin': give (F)thanks and praise to the (C)Lord and I will (G7)feel all (C)right;

Sayin': (F)let's get (C)together and (G7)feel all (C)right. Wo wo-wo wo-wo!

Verse 1

(C)Let them all (Am)pass all their (F)dirty (C)remarks (One Love!);

(C)There is one (Am)question I'd (F)really love to (C)ask (One Heart!);

(C)Is there a (Am)place for the (F)hopeless (C)sinner,

Who has (C)hurt all (Am)mankind just to (F)save his own (C)beliefs?

Repeat Chorus

Verse 2

(C)Let's get (Am)together to (F)fight this Holy (C)Armageddon (One Love!),

(C)So when the (Am)Man comes there will (F)be no, no (C)doom (One Song!).

(C)Have pity on (Am)those whose (F)chances grows (C)t'inner;

(C)There ain't no hiding (Am)place from the (F)Father of (C)Creation, sayin'!

Repeat Chorus

Outro

Give (F)thanks and praise to the (C)Lord and I will (G7)feel all (C)right;

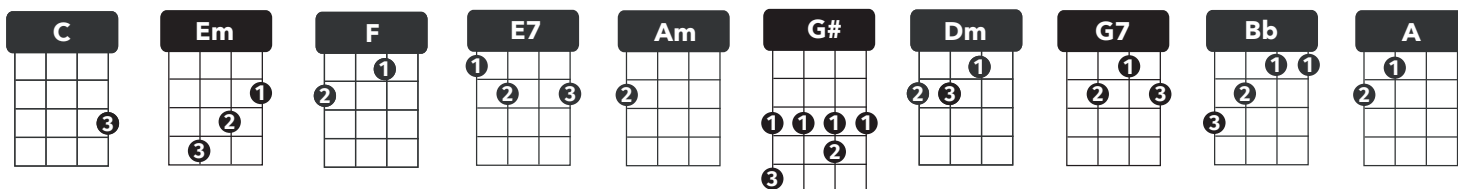
(F)Let's get (C)together and (G7)feel all (C)right.

WHAT A WONDERFUL WORLD (island version)

by Bob Thiele & George Weiss, 1967

Watch the June 2020 Patreon Live Lesson

Ukulele arrangement by Cynthia Lin, <http://cynthialin.com/ukulele>



beginner backbeat: *d D d D*, per chord

reggae variations: *x D x D*, *x = mute*; or *x D X D*, *X = chuck*; or *x du X du*

VERSE 1 **C** **Em** **F** **C** **F** **C** **E7** **Am**
 I see trees of green red roses too I see them bloom for me and you
(intermediate **G#** **G#**)
 F **F** **Dm** **G7** **Am** **Am** **Dm** **G7**
 And I think to myself What a wonderful world

VERSE 2 **C** **Em** **F** **C** **F** **C** **E7** **Am**
 I see skies of blue and clouds of white bright blessed day, dark sacred night
(intermediate **G#** **G#**)
 F **F** **Dm** **G7** **C** **F** **C** **C**
 And I think to myself What a wonderful world

BRIDGE **G7** **G7** **C** **C** **G7** **G7** **C** **C**
 The colors of the rainbow so pretty in the sky, are also on the faces of people going by
 F **C** **F** **C**
 I see friends shaking hands, saying, "How do you do?"
 F **C** **Dm** **Dm** **G7** **G7/**
 They're really saying, "I love you."

VERSE 3 **C** **Em** **F** **C** **F** **C** **E7** **Am**
 I hear babies cry I watch them grow They'll learn much more than we'll ever know
(intermediate **G#** **G#**)
 F **F** **Dm** **G7** **C** **Bb** **A** **A/**
 And I think to myself What a wonderful world
 Dm **Dm** **G7** **G7** **C** **Am** **Dm** **G7**
 Yes I think to myself What a wonderful world —> REPEAT VERSE 2 AS
 SOLO, BRIDGE, VERSE 3 to OUTRO

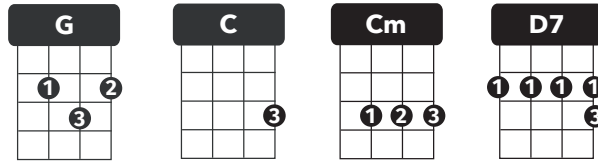
OUTRO **C** **Am** **Dm** **G7/** **C/**
 What a wonderful world What a wonderful world

WHITE SANDY BEACH

by Willy Dan (Duc Huy), released on Bruddah Iz's 1993 album *Facing Future*

Watch the [February 2020 Patreon Beginner Lesson](#)

Ukulele arrangement by Cynthia Lin, <http://cynthialin.com/ukulele>



island strum, 1 per chord; or fingerpicking pattern: [1 - 2 - 3 - 4] x 2 per chord

INTRO **G** **G**

VERSE **G** **G** **G** **G**
 I saw you in my dream, we were walking hand in hand
 C **Cm** **G** **D7**
 On a white sandy beach of Ha-wai'i
 G **G** **G** **G**
 We were playing in the sun, we were having so much fun
 C **Cm** **G** **G**
 On a white sandy beach of Ha-wai'i

BRIDGE **D7** **D7** **C** **D7**
 The sound of the ocean soothes my restless soul
 D7 **D7** **C** **D7** **D7**
 The sound of the ocean rocks me all night lo- -ong

VERSE **G** **G** **G** **G**
 Those hot long summer days, lying there in the sun
 C **Cm** **G** **G**
 On a white sandy beach of Ha-wai'i

BRIDGE **D7** **D7** **C** **D7**
 The sound of the ocean soothes my restless soul
 D7 **D7** **C** **D7** **D7** **D7** **D7**
 The sound of the ocean rocks me all night lo - -o -o -ong...

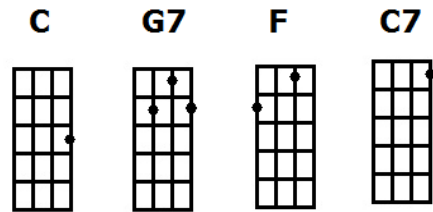
VERSE **G** **G** **G** **G**
 Last night in my dream, I saw your face again
 C **C** **C** **C** **Cm** **G** **G**
 We were there in the sun... On a white sandy beach of Ha-wai'i
 C **Cm** **G** **G**
 On a white sandy beach of Ha-wai'i
 C **Cm** **Cm** **Cm** **G** **G** **G** **G** **G/**
 On a white sandy beach of of Ha-wai'i

Island Style

John Cruz

Submitted by DeG from

www.islandmusicnetwork.com and edited by Ukulenny



Intro:

[C] [G7] [C] [C7]

G7 Riff
 A-----2-3---
 E-----0h1-----
 C---2-----
 G-0-----0-----

Chorus:

On the [F]Island, we do it Island [C]Style
 From the [C]mountain to the ocean from the [G7]windward to the leeward [C]side. [C7]
 On the [F]Island, we do it Island [C]Style
 From the [C]mountain to the ocean from the [G7]windward to the leeward [C]side. [C]

V1:

[C]Mama's in the kitchen cooking [F//]dinner real [C/]nice
 Beef [C]stew on the stove, lomi [G7//]salmon with the [C]ice.
 We eat and [C//]drink and we [F//]sing all [C]day
 Kanika[C//]pila in the [G7//]old Hawaiian [C/]way

REPEAT CHORUS

V2:

We [C]go grandma's house on the [F//]weekend clean [C]yard
 (cuz) If we no [C//]go, grandma [G7//]gotta work [C]hard
 You know my [C//]grandma, she like the [F//]poi real [C]sour
 I love my [C//]grandma every [G7//]minute, every [C/]hour

CHORUS

BREAK (Verse & Chorus 1X)

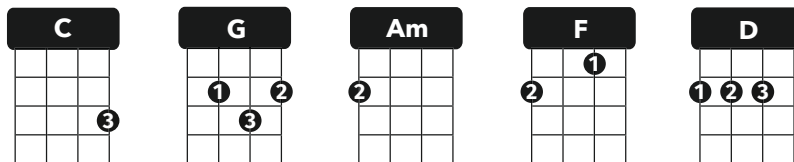
REPEAT V1

FINAL CHORUS:

On the [F]Island, we do it Island [C]Style
 From the [C]mountain to the ocean from the [G7]windward to the leeward [C]side. [C7]
 On the [F]Island, we do it Island [C]Style
 From the [C]mountain to the ocean from the [G7]windward to the leeward [C]side. [C]
 From the [C]mountain to the ocean from the [G7]windward to the leeward [C]side. [C]
 From the [C]mountain to the ocean from the [G7]windward to the leeward [C]side.

LESSON 2 I'M YOURS

by Jason Mraz



1 & 2 & 3 & 4 &

BACKBEAT STRUM: d D | d D | d D | d D

each downstrum now gets a second beat, known as the backbeat

try to control the first downbeat to be quieter so that the emphasis is on the backbeat

TIMING: 4 sets per chord

VERSE 1

| | |
|-----------|--|
| C | Well, you done done me and you bet I felt it |
| G | I tried to be chill but you're so hot that I melted |
| Am | I fell right through the cracks |
| F | and I'm trying to get back |
| C | before the cool done run out I'll be given it my bestest |
| G | and nothin's gonna stop me but divine intervention |
| Am | I reckon it's again my turn |
| F | to win some or learn some |

practice singing just the underlined syllables to build your singing-while-playing skills

CHORUS 1

| | | | |
|---------------------------|-------------|-------------------------|-----------------------|
| C | G | Am | F |
| I won't hesi- <u>tate</u> | no more, no | <u>more</u> , it cannot | <u>wait</u> I'm yours |

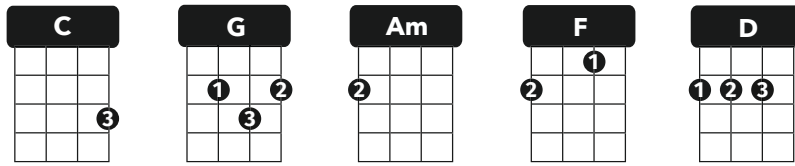
Break: C G Am F

VERSE 2

| | | |
|---|---|----------------|
| C | G | |
| Well open your mind and see like me | open up your plans and then you're free | |
| Am | F | |
| look into your heart and you'll find | love love love love | |
| C | G | |
| listen to the music of the moment people dance and sing | we're just one big family | |
| Am | F | D(hold) |
| It's our god forsaken right to be | loved loved loved loved | Loved |

LESSON 2

I'M YOURS (CONTINUED)



CHORUS 2

| | | | | | | |
|--|------------|----------------------|-------------|----------|----------------|-----------------|
| | C | G | Am | F | D | |
| | So I | won't hesi-tate | no more, no | more, | it cannot wait | I'm sure |
| | There's no | need to compli-cate, | our time is | short, | this is our | fate, I'm yours |

Break: C G Am F

VERSE 3

| | | | |
|--|---|-------------------------------|----------------------------------|
| | C | | |
| | I've been spending | way too long | checking my tongue in the mirror |
| | G | | |
| | And bending over backwards | just to try to see it clearer | |
| | Am | | |
| | But my breath fogged up the glass | | |
| | F | | |
| | And so I drew a new face and I laughed | | |
| | C | | |
| | I guess what I'll be saying is there ain't no better reason | | |
| | G | | |
| | To rid yourself of vanities and just go with the seasons | | |
| | Am | | |
| | It's what we aim to do | | |
| | F | | |
| | Our name is our virtue | | |

CHORUS 3

| | | | | | | |
|--|----------|-----------------|-------------|----------|----------------|-----------|
| | C | G | Am | F | | |
| | I | won't hesi-tate | no more, no | more, | it cannot wait | I'm yours |

VERSE 4

| | | | |
|--|--|---|----------------|
| | C | G | |
| | Well open your mind and see like me | open up your plans and then you're free | |
| | Am | F | |
| | look into your heart and you'll find | the sky is yours | |
| | C | G | |
| | so please don't please don't please don't, | there's no need to complicate | |
| | Am | F | D(hold) |
| | 'cause our time is short | This this this is our fate | I'm yours |