

Swift Guitar Lessons

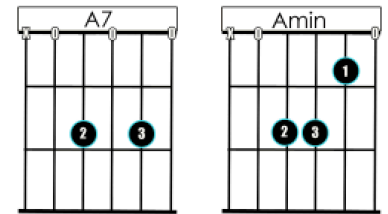
"All You Need is Love" By The Beatles

(Recorded 1967, Parlophone, Capitol - 100 bpm)



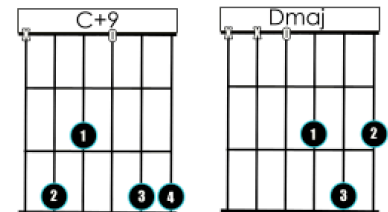
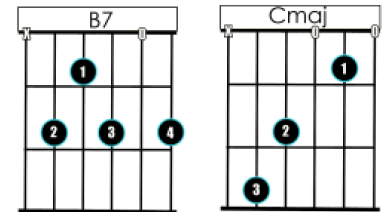
Intro (See Tab on Pg.3)

G D/F# Em7
Love, love, love
G D/F# Em7
Love, love, love
Am G D D7 D // C9 // G/B (riff) D /
Love, love, love



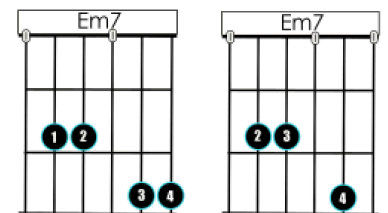
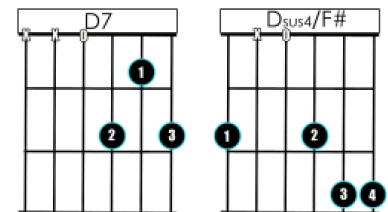
Verse 1

G // D/F# // Em7 ///
There's nothing you can do that can't be done
G // D/F# // Em7 ///
There's nothing you can sing that can't be sung
Am // G // D // D7 //
Nothing you can say but you can learn to play the game
D // C+9 // G/B (riff) D //
It's easy



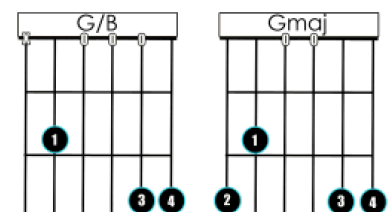
Verse 2

G // D/F# // Em7 ///
There's nothing you can make that can't be made
G // D/F# // Em7 ///
No one you can save that can't be saved
Am // G // D // D7 //
Nothing you can do but you can learn how to be you in time
D // C+9 // G/B (riff) // D /
It's easy



Chorus

G // A7 // D // D7 //
All you need is love
G // A7 // D // D7 //
All you need is love
G // B7 // Em // Em7 //
All you need is love, love
C // D // G //
Love is all you need



Swift Guitar Lessons

"All You Need is Love" By The Beatles



Guitar Solo (Played over verse chords, see tab on pg.3)

G // D/F# // | Em7 /// | 2x
Am // G // | D // D7 // |
D // C+9 // | G/B (riff) // D /

Chorus

G A7 D D7
All you need is love
G A7 D D7
All you need is love
G B7 Em Em7
All you need is love, love
C D G ///
Love is all you need

Verse 3

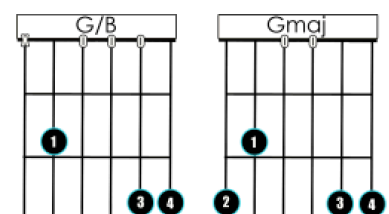
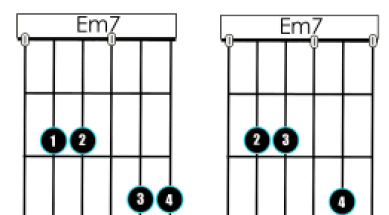
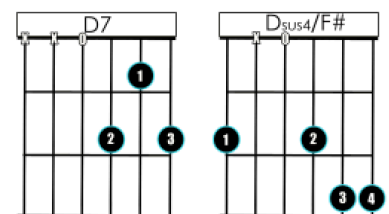
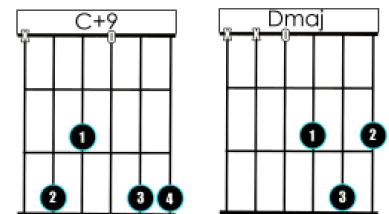
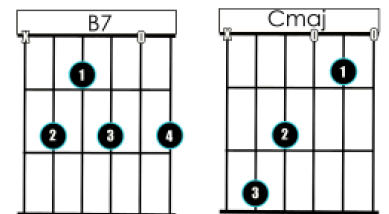
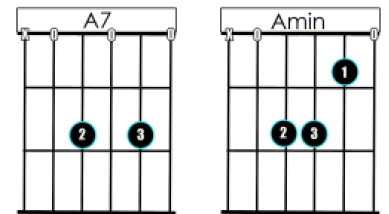
G // D/F# // Em7 ///
There's nothing you can know that isn't known
G D/F# Em7
Nothing you can see that isn't shown
Am G D D7
Nowhere you can be that isn't where you're meant to be
D // C+9 // | G/B (riff) // D /
It's easy

Chorus 2x

G A7 D D7
All you need is love
G A7 D D7
All you need is love
G B7 Em Em7
All you need is love, love
C D G
Love is all you need

Outro

G D (repeat to end)
Love is all you need...



Swift Guitar Lessons

"All You Need is Love" By The Beatles



Intro Horn Riff

G "Love, Love, Love..."

```
E|-----|-----3---|
B|-----3-0---|---0-----1-----3---|
G|-----0-0-2-2-----0-|---0---0-----2---0---|
D|-0-0-----|-----2-----4-0---|
A|-----|-----2---|
E|-----|-----3---|
```

Verse Riff over G/B to D Chords

G/B D G

```
E|-----3---|
B|-----3---|
G|-----0---|
D|-----0--0-2--0---|
A|-2-3-----2---|
E|-----3---|
```

George's Guitar Solo

G D/F# Em7

```
E|-----|
B|---10b(12)-r10--8b(10)r8--8b(10)r8-5v---|
G|-7-----|
D|-----|
A|-----|
E|-----|
```

G D/F# Em7

```
E|-----|
B|----10b(12)-(12)r10--8b(10)-(10)r8--8b(10)r8-5v--|
G|-7-7-----|
D|-----|
A|-----|
E|-----|
```

Am G D D7

```
E|-8--10-8---7-8-7---5-7-5---5---|
B|-10-----8-----7-----7---|
G|-9-----7-----7-----5---|
D|-----|
A|-----|
E|-----|
```

To fill in the orchestra section.