

# Swift Guitar Lessons

## "Helplessly Hoping" By Crosby, Stills & Nash

Standard Tuning | Key of G | Released June 1969 | Atlantic Records



### Intro Section:

<b>Am7</b>		<b>C</b>	<b>Csus4</b>	<b>C</b>
E -----0----- -----0----- ----- -----				
B -1----- ----- ----- -----				
G -----0----- -----0----- -----0----- -----0-----				
D -----2----- -----2----- -----2----- -----0-----				
A -0----- ----- ----- -----				
E ----- ----- ----- -----				
1 & 2 & 3 & 4 &	1 & 2 & 3 & 4 &	1 & 2 & 3 & 4 &	1 & 2 & 3 & 4 &	
<b>G</b>	<b>G6</b>	<b>G</b>	<b>G6</b>	<b>D</b>
				<b>Dsus2</b>
				<b>D</b>
				<b>Dsus2</b>
E -----3----- -----3----- -----2----- -----0-----				
B -0----- ----- ----- -----				
G -----0----- -----0----- -----2----- -----2-----				
D -----0h2----- -----0h2----- -----0----- -----0-----				
A ----- ----- ----- -----				
E -3----- -----3----- ----- -----				
1 & 2 & 3 & 4 &	1 & 2 & 3 & 4 &	1 & 2 & 3 & 4 &	1 & 2 & 3 & 4 &	

### Verse #1: See tab on pg.3 for picking suggestions

<b>Am7</b>	<b>C</b>	<b>G</b>	<b>D</b>
Helplessly hoping her harlequin hovers nearby___awaiting a word.			
<b>Am7</b>	<b>C</b>	<b>G</b>	<b>D</b>
Gasping at glimpses of gentle true spirit he runs___wishing he could fly___aye			
<b>Am7</b>	<b>Csus2</b>	<b>G</b>	<b>C/G</b>
<b>G</b>	<b>C/G</b>	<b>D</b>	
only to trip at the sound of goodbye_____			

### Verse #2:

<b>Am7</b>	<b>C</b>	<b>G</b>	<b>D</b>
Wordlessly watching he waits by the window and wonders at the empty place inside			
<b>Am7</b>	<b>C</b>	<b>G</b>	<b>D</b>
Heartlessly helping himself to her bad dreams he worries did he hear a goodbye?			
<b>Am7</b>	<b>Csus2</b>	<b>G</b>	<b>C/G</b>
or even___a hello_____			

### Chorus #1: See tab on pg.4 for picking suggestions

<b>G</b>	<b>C/G</b>	<b>G</b>	<b>C/G</b>	<b>G</b>	<b>C/G</b>
They are one person, they are two alone, they are three together, they					
<b>G</b>	<b>F</b>	<b>C</b>	<b>Csus2</b>	<b>G</b>	<b>Riff</b>
are for_____eachother					



Verse #3:

Am7 C G D

Stand by the stairway you'll see something certain to tell you... confusion has its cost.

Am7 C G D

Love isn't lying it's loose in a lady who lingers, saying she is lost...and

Am7 Csus2 G C/G

choking... on hello\_\_\_\_\_

Chorus:

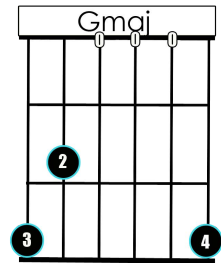
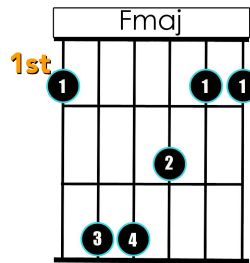
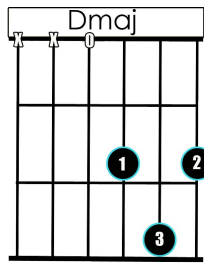
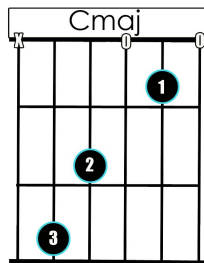
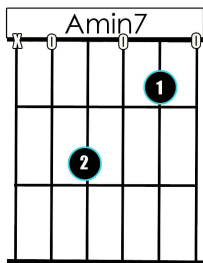
G C/G G C/G G C/G

They are one person, they are two alone, they are three together, they

G F C Csus2 G Riff

are for\_\_\_\_\_eachother

Basic Chords Used - See Tabs for Variations





### Suggested Picking – Verse Section

<b>Am7</b>		<b>C</b>	
E -----	-----	-----	-----
B -1-----0-----	-1-----1-----	-1-----1-----	-1-----1-----
G -----0-----0-----	-----0-----	-----0-----0-----	-----0-----0-----
D -----2-----2-----	-----2-----	-----2-----2-----	-----2-----2-----
A -0-----0-----	-0-----0--2-----	-3-----	-3-----
E -----	-----	-----3-----	-----3-----
1 & 2 & 3 & 4 &	1 & 2 & 3 & 4 &	1 & 2 & 3 & 4 &	1 & 2 & 3 & 4 &
<i>Helplessly</i>	<i>hoping her</i>	<i>harlequin</i>	<i>hovers near</i>

<b>G</b>	<b>D</b>	<b>Dsus2</b>	<b>D</b>	<b>Dsus2</b>
E -----	-----	-----2-----0-----	-0h2-2-----0-----	-----
B -0-----1-----	-0-----1-----	-3--3-----3-----	-----3-----3-----	-----
G -----0-----0-----	-----0-----0-----	-----2-----2-----	-----2-----2-----	-----
D -----0-----2-----	-----0-----2-----	-0-----0-----	-0-----0-----	-----
A -----	-----	-----	-----	-----
E -3-----3-----	-3-----3-----	-----	-----	-----
1 & 2 & 3 & 4 &	1 & 2 & 3 & 4 &	1 & 2 & 3 & 4 &	1 & 2 & 3 & 4 &	
<i>by</i>	<i>awaiting a</i>	<i>word...</i>		

<b>Am7</b>		<b>C</b>	
E -----	-----	-----	-----
B -1-----0-----	-1-----1-----	-1-----1-----	-1-----1-----
G -----0-----0-----	-----0-----	-----0-----0-----	-----0-----0-----
D -----2-----2-----	-----2-----	-----2-----2-----	-----2-----2-----
A -0-----0-----	-0-----0--2-----	-3-----	-3-----
E -----	-----	-----3-----	-----3-----
1 & 2 & 3 & 4 &	1 & 2 & 3 & 4 &	1 & 2 & 3 & 4 &	1 & 2 & 3 & 4 &
<i>Gasp</i>	<i>ing at</i>	<i>glimpses of</i>	<i>gentle true spirit he</i>

<b>G</b>	<b>C/G</b>	<b>G</b>	<b>C/G</b>	<b>D</b>	<b>Dsus2</b>
E -----	-----	-----	-----	-----2-----0-----	-0h2-2-----0-----
B -0-----1-----	-0-----1-----	-0-----1-----	-0-----1-----	-3--3-----3-----	-----3-----3-----
G -----0-----0-----	-----0-----0-----	-----0-----0-----	-----0-----0-----	-----2-----2-----	-----2-----2-----
D -----0-----2-----	-----0-----2-----	-----0-----2-----	-----0-----2-----	-0-----0-----	-0-----0-----
A -----	-----	-----	-----	-----	-----
E -3-----3-----	-3-----3-----	-3-----3-----	-3-----3-----	-----	-----
1 & 2 & 3 & 4 &	1 & 2 & 3 & 4 &	1 & 2 & 3 & 4 &	1 & 2 & 3 & 4 &	1 & 2 & 3 & 4 &	1 & 2 & 3 & 4 &
<i>runs...</i>	<i>wishing he could</i>	<i>fly</i>	<i>aye...</i>	<i>only to</i>	

<b>Am7</b>	<b>Csus2</b>	<b>G</b>	<b>C/G</b>	<b>G</b>	<b>C/G</b>
E -----0-----	-----	-----	-----	-----	-----
B -1--1-----1-----	--1-----1-----	-----0-----1-----	--0-----1-----	--0-----1-----	--0-----1-----
G -----0-----0-----	-----0-----0-----	-----0-----0-----	-----0-----0-----	-----0-----0-----	-----0-----0-----
D -----2-----2-----	-----0-----0-----	-----0-----2-----	-----0-----2-----	-----0-----2-----	-----0-----2-----
A -0-----0-----	-3-----3-----	-----	-----	-----	-----
E -----	-----	-3-----3-----	-3-----3-----	-3-----3-----	-3-----3-----
1 & 2 & 3 & 4 &	1 & 2 & 3 & 4 &	1 & 2 & 3 & 4 &	1 & 2 & 3 & 4 &	1 & 2 & 3 & 4 &	1 & 2 & 3 & 4 &
<i>trip</i>	<i>at the sound of</i>	<i>good</i>	<i>bye</i>	<i>ah ah ah ah ah</i>	

**Verse Picking Continued:**

<b>D</b>	<b>Dsus2</b>	<b>D</b>	<b>Dsus2</b>
E  -----2-----0-----	-0h2-2-----0-----	E  -----2-----0-----	-0h2-2-----0-----
B   -3---3-----3---	-----3-----3---	B   -3---3-----3---	-----3-----3---
G  -----2-----2---	-----2-----2---	G  -----2-----2---	-----2-----2---
D   -0-----0-----	-0-----0-----	D   -0-----0-----	-0-----0-----
A  -----	-----	A  -----	-----
E  -----	-----	E  -----	-----
1 & 2 & 3 & 4 &	1 & 2 & 3 & 4 &	1 & 2 & 3 & 4 &	1 & 2 & 3 & 4 &

(aye)

**Ending for Verses before Choruses:** 

<b>Am7</b>	<b>Csus2</b>	<b>G</b>	<b>C/G</b>
E  -----	-----	E  -----	-----
B   -1---1-----1---	---1-----1---	B  -----0-----0---	---1-----1---
G  -----0-----0---	-----0-----0---	G  -----0-----0---	-----0-----0---
D  -----2-----2---	-----0-----0---	D  -----0-----0---	-----2-----2---
A   -0-----0-----	-3-----3-----	A  -----	-----
E  -----	-----	E   -3-----3-----	-3-----3-----
1 & 2 & 3 & 4 &	1 & 2 & 3 & 4 &	1 & 2 & 3 & 4 &	1 & 2 & 3 & 4 &

Or even...

hel\_\_\_lo

they are

**Picking for Chorus #1:** 

<b>G</b>	<b>C/G</b>	<b>G</b>	<b>C/G</b>
E  -----	-----	E  -----	-----
B  -----0-----0---	---1-----1---	B  -----0-----0---	---1-----1---
G  -----0-----0---	-----0-----0---	G  -----0-----0---	-----0-----0---
D  -----0-----0---	---2-----2---	D  -----0-----0---	---2-----2---
A  -----	-----	A  -----	-----
E   -3-----3-----	-3-----3-----	E   -3-----3-----	-3-----3-----
1 & 2 & 3 & 4 &	1 & 2 & 3 & 4 &	1 & 2 & 3 & 4 &	1 & 2 & 3 & 4 &

“one\_\_\_\_\_ person they are two a\_\_\_lone... they are

<b>G</b>	<b>C/G</b>	<b>G</b>	<b>F</b>
E  -----	-----	E  -----	-----1-----1---
B  -----0-----0---	---1-----1---	B  -----0-----0---	-----1-----1---
G  -----0-----0---	-----0-----0---	G  -----0-----0---	-----2-----2---
D  -----0-----0---	---2-----2---	D  -----0-----0---	-----3-----3---
A  -----	-----	A  -----	-----
E   -3-----3-----	-3-----3-----	E   -3-----3-----	-1-----1-----
1 & 2 & 3 & 4 &	1 & 2 & 3 & 4 &	1 & 2 & 3 & 4 &	1 & 2 & 3 & 4 &

“three\_\_\_\_\_to\_\_\_\_\_gether they are for\_\_\_\_\_ each

<b>C</b>	<b>Csus2</b>	<b>G Riff</b>	
E  -----	-----	E  -----	-3-----
B  -----1-----1---	---1-----1---	B  -----0h1-----0h1---	-0-----
G  -----0-----0---	-----0-----0---	G  -----0-----0---	-0-----
D  -----2-----0---	-----0-----0---	D  -----0h2-----0h2---	-0-----
A   -3-----3-----	-3-----3-----	A  -----	-2-----
E  -----	-----	E   -3-----3-----	-3-----
1 & 2 & 3 & 4 &	1 & 2 & 3 & 4 &	1 & 2 & 3 & 4 &	1 & 2 & 3 & 4 &

other...



### Strumming and Picking for Chorus #2:

<b>G</b>	<b>Gsus4</b>	<b>G</b>	<b>Gsus4</b>
E  -----3-----3---	-----3-----3---	-----3-----3---	-----3-----3---
B  -----0-----0---	-----1-----1---	-----0-----0---	-----1-----1---
G  -----0-----0---	-----0-----0---	-----0-----0---	-----0-----0---
D  -----0-----0---	-----0-----0---	-----0-----0---	-----0-----0---
A  -----0-----0---	-----0-----0---	-----0-----0---	-----0-----0---
E   -3-----3-----	-3-----3-----	-3-----3-----	-3-----3-----
1 & 2 & 3 & 4 &	1 & 2 & 3 & 4 &	1 & 2 & 3 & 4 &	1 & 2 & 3 & 4 &

*“one \_\_\_\_\_ person they are two a lone... they are*

<b>G</b>	<b>Gsus4</b>	<b>G</b>	<b>F</b>
E  -----3-----3---	-----3-----3---	-----3-----3---	-----1-----1---
B  -----0-----0---	-----1-----1---	-----0-----0---	-----1-----1---
G  -----0-----0---	-----0-----0---	-----0-----0---	-----2-----2---
D  -----0-----0---	-----0-----0---	-----0-----0---	-----3-----3---
A  -----0-----0---	-----0-----0---	-----0-----0---	-----0-----0---
E   -3-----3-----	-3-----3-----	-3-----3-----	-1-----1-----
1 & 2 & 3 & 4 &	1 & 2 & 3 & 4 &	1 & 2 & 3 & 4 &	1 & 2 & 3 & 4 &

*“three \_\_\_\_\_ to \_\_\_\_\_ gether they are for \_\_\_\_\_ each*

<b>C</b>	<b>Csus2</b>	<b>G Riff</b>	
E  -----0-----0---	-----0-----0---	-----0h1-----0h1-	-----3-----
B  -----1-----1---	-----1-----1---	-----0h1-----0h1-	-----0-----
G  -----0-----0---	-----0-----0---	-----0h2-----0h2-	-----0-----
D  -----2-----0---	-----0-----0---	-----0h2-----0h2-	-----0-----
A  -----3-----3---	-----3-----3---	-----0-----0---	-----0-----
E  -----3-----3---	-----3-----3---	-----3-----3---	-----3-----
1 & 2 & 3 & 4 &	1 & 2 & 3 & 4 &	1 & 2 & 3 & 4 &	1 & 2 & 3 & 4 &

*other...*