

Swift Guitar Lessons

"Wonderful Tonight" By Eric Clapton



Intro

G //// | D/F# //// | C //// | D //// |

Verse 1

G D/F# C D
It's late in the evening, she's wondering what clothes to wear
G D/F# C D
She puts on her make-up, and brushes her long blond hair
C D G D/F# Em
And then she asks me... "Do I look all right?"
 C D G
And I say "Yes, you look wonderful tonight!"

Instrumental

(G) //// | D/F# //// | C //// | D //// |

Verse 2

G D/F# C D
We go to a party, and everyone turns to see
G D/F# C D
This beautiful lady, that's walking around with me
C D G D/F# Em
And then she asks me: "Do you feel all right?"
 C D G //// | //// |
And I say "Yes, I feel wonderful tonight!"

Bridge

 C D G D/F# Em
I feel wonderful because I see the love light in your eyes,
 C D C D (let ring)
And the wonder of it all is that you just don't realize,
 G
How much I love you!

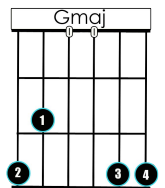
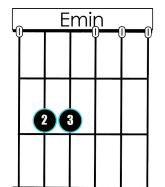
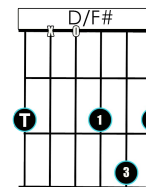
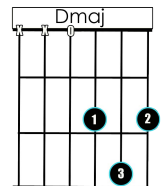
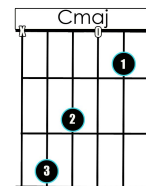
Instrumental #2

(G) //// | D/F# //// | C //// | D //// | X2

Strumming Pattern

1 & 2 & 3 & 4 &
↓ ↓ ↓ ↑ ↓ ↑

Chords Needed



"Wonderful Tonight" By Eric Clapton

Verse 3

G D/F# C D
It's time to go home now, and I've got an aching head

G D/F# C D
So I give her the car keys, and she helps me to bed

C D G D/F# Em
And then I tell her... as I turn off the light

 C D G // D/F# // | Em //// |
I say "My darling, you were wonderful tonight!"

 C D G
Oh, my darling, you were wonderful tonight."

Additional Info:

Verse #1 - Instrumental #1 Chord Progression:

G //// | D/F# //// | C //// | D //// | X2
C //// | D //// | G // | D/F# // | Em //// |
C //// | D //// | G //// | D/F# //// | C //// | D //// |

Verse #2 Chord Progression:

G //// | D/F# //// | C //// | D //// | X2
C //// | D //// | G // D/F# // | Em //// |
C //// | D //// | G //// | //// |

Bridge Chord Progression:

C //// | D //// | G // D/F# // | Em //// |
C //// | D //// | C //// | D //// | G (Continue to Instrumental Section.)

Verse #3 Chord Progression:

G //// | D/F# //// | C //// | D //// | X2
C //// | D //// | G // D/F# // | Em //// | X2
C //// | D //// | G (End)