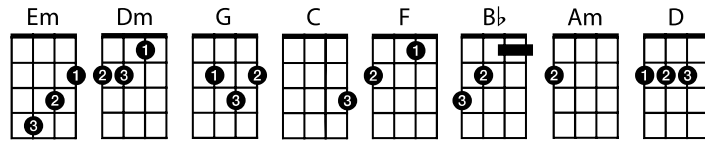




Berliner Ukulele Sing 'n Strum
Songbook
Special Edition with
CYNTHIA LIN

Er gehört zu mir

Music & Lyrics: Joachim Heider, Christian Heilburg
bekannt durch Marianne Rosenberg



Strum duxuduxu

INTRO Em Dm Em G

STROPHE 1

C **F** **G**
Er gehört zu mir wie mein Name an der Tür
F **G**
Und ich weiss er bleibt hier

C **Bb** **C**
Nie vergess ich unsern ersten Tag Nananana nana

C **Bb** **C**
Denn ich fühlte gleich dass er mich mag Nananana nana

F **G** **Em** **Am**
Ist es wahre Liebe uhuuu die nie mehr vergeht uhuuu

D **G**
Oder wird die Liebe vom Winde verweht

STROPHE 2

C **F** **G**
Er gehört zu mir wie mein Name an der Tür
F **G**
Und ich weiss er bleibt hier

C **Bb** **C**
Alles fangen wir gemeinsam an Nananana nana

C **Bb** **C**
Doch vergess ich nie wie man allein sein kann Nananana nana

F **G** **Em** **Am**
Steht es in den Sternen uhuuu was die Zukunft bringt uhuuu

D **G**
Oder muss ich lernen dass alles zerbricht

INTERLUDE C C F G
F G

BRIDGE

C **Bb** **C**
Nein ich hab es ihm nie leicht gemacht Nananana nana
C **Bb** **C**
Mehr als einmal hab ich mich gefragt Nananana nana
F **G** **Em** **Am**
Ist es wahre Liebe uhuuu die nie mehr vergeht uhuuu
D **G**
Oder wird die Liebe vom Winde verweht

OUTRO

C **Bb** **F** **C**
Er gehört zu mir für immer zu mir oho
C **Bb** **F** **G**
Er gehört zu mir für immer zu mir
C **F** **G**
Er gehört zu mir wie mein Name an der Tür
F **G** **C** **/C**
Und ich weiß er bleibt hier er gehört zu mir



FLOWERS

by Miley Cyrus, Gregory Aldae Hein, & Michael Pollack, 2023

Watch the [YouTube Play-Along](#) | Watch the [February 2023 Patreon Lesson](#)

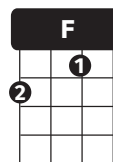
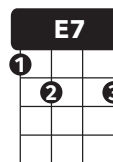
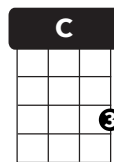
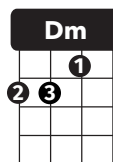
Ukulele arrangement by Cynthia Lin, <http://cynthialin.com/ukulele>

counts: 1 & 2 & 3 & 4 &

picking: [1-2-3-4] per chord

funky island strum: [d - x U - U x u]

funky mute strum: [d x x u x x x x]



picking

VERSE

Am

Dm

G

C

We were good, we were gold

Kind of dream that can't be sold

We were right 'til we weren't

Built a home and watched it burn

&4&

PRECHORUS Am/

Dm/

E7/

nc

E7///

Mmm, I didn't wanna leave you, I didn't wanna lie, Started to cry but then remembered, I

funky island strum

optional [1 & 2 & 3 & 4 &]

CHORUS

nc/Am

Dm

G

C

[C* G/B]

I can buy myself flowers

Write my name in the sand

Talk to myself for hours

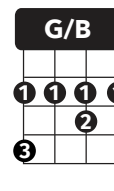
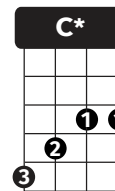
Say things you don't understand

I can take myself dancing

And I can hold my own hand

F

E7/



Yeah, I can love me better than you can

BREAK Am

Dm

G

C

love me better, I can love me better, baby can love me better, I can love me -

funky mute

VERSE

Am

Dm

G

C

Paint my nails, cherry red

Match the roses that you left

No remorse, no regret

I forget every word you said

PRECHORUS Am/

Dm/

E7/

E7///

Ooh, I didn't wanna leave you, I didn't wanna fight, Started to cry but then remembered, I

CHORUS

nc/Am

Dm

G

C

[C* G/B]

I can buy myself flowers

Write my name in the sand

Talk to myself for hours

Say things you don't understand

I can take myself dancing

And I can hold my own hand

FINAL HOOK F

E7

F

E7/

E7///

Yeah, I can love me better than Yeah, I can love me better than you can

OUTRO Am

Dm

G

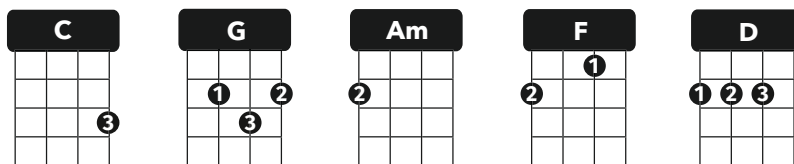
C

love me better, I can love me better, baby love me better, I can love me better, baby

love me better, I can love me better, baby love me better, I can love me better, baby

LESSON 2 I'M YOURS

by Jason Mraz



1 & 2 & 3 & 4 &

BACKBEAT STRUM: d D | d D | d D | d D

each downstrum now gets a second beat, known as the backbeat

try to control the first downbeat to be quieter so that the emphasis is on the backbeat

TIMING: 4 sets per chord

VERSE 1

C	Well, you done done me and you bet I felt it
G	I tried to be chill but you're so hot that I melted
Am	I fell right through the cracks
F	and I'm trying to get back
C	before the cool done run out I'll be given it my bestest
G	and nothin's gonna stop me but divine intervention
Am	I reckon it's again my turn
F	to win some or learn some

practice singing just the underlined syllables to build your singing-while-playing skills

CHORUS 1

C	G	Am	F
I won't hesi- <u>tate</u>	no more, no	<u>more</u> , it cannot	<u>wait</u> I'm yours

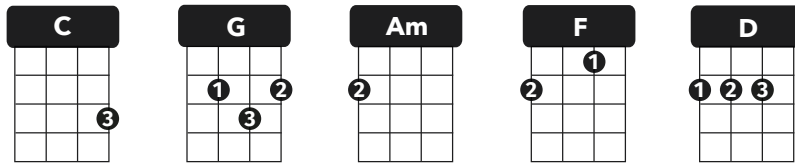
Break: C G Am F

VERSE 2

C	G	
Well open your mind and see like me	open up your plans and then you're free	
Am	F	
look into your heart and you'll find	love love love love	
C	G	
listen to the music of the moment	people dance and sing we're just one big family	
Am	F	D(hold)
It's our god forsaken right to be	loved loved loved loved	Loved

LESSON 2

I'M YOURS (CONTINUED)



CHORUS 2

	C	G	Am	F	D	
	So I	won't hesi- <u>tate</u>	no more, no	<u>more</u> ,	it cannot	<u>wait</u> I'm sure
	There's no	<u>need</u> to	compli- <u>cate</u> ,	our time is	<u>short</u> ,	this is our <u>fate</u> , I'm yours

Break: C G Am F

VERSE 3

	C	G	Am	F
	I've been spending	way too long	checking my tongue	in the mirror
	And	bending over backwards	just to try to see it	clearer
	But my	breath fogged up	the glass	
	And so I	drew a new face	and I laughed	
	I	guess what I'll be saying	is there ain't no better	reason
	To	rid yourself of vanities	and just go with the	seasons
	It's	what we aim to do		
	Our	name is our	virtue	

CHORUS 3

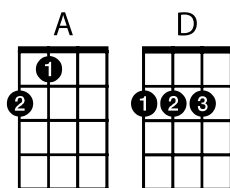
	C	G	Am	F
	I	won't hesi- <u>tate</u>	no more, no	<u>more</u> ,
			it cannot	<u>wait</u> I'm yours

VERSE 4

	C	G	F
	Well open your mind	and see like me	open up your plans
	look into your heart	and you'll find	the sky is yours
	so please don't	please don't	please don't, there's no need to
	'cause our	time is short	This this this is our fate
			I'm yours

Just a little bit

Text und Musik: Paula Fuga



Strum Strophe (Island strum): D_du_udu D_du_udu

Strum Chorus: (Island strum + Verlängerung: D_du_udu_udu_udu

Chuck: D_xu_uxu_uxu_uxu

A **D**

1. Hold on just a little bit longer

A **D**

I know in time you'll feel a little stronger

A **D**

And try just a little bit harder

A **D**

When you feel like quitting time to give it your all
Just a little bit

A

CHORUS: II: Do, do-do, do, do, do-do, do

D

Do, do-do, do, do, do-do, do :||

A **D**

2. Laugh just a little bit louder

A **D**

Who cares if they think that there's something funny about you

A **D**

And smile just a little bit brighter

A **D**

And all your troubles will seem a bit lighter
Just a little bit

CHORUS



Danke für deine Unterstützung auf patreon.com



martha macht musik

A **D**
3. Dream just a little bit bigger
A **D**
If you can see it hold onto that picture
A **D**
Dance just a little bit crazier
A **D**
Like no one's watching 'cause I'm a lover and a dreamer
Just a little bit

CHORUS

A **D**
4. Sing just a little bit sweeter
A **D**
Close your eyes, it gets a little easier
A **D**
And breathe just a little bit deeper
A **D**
Exhale the negative you'll feel a little freer
Just a little bit

A **D**
5. And we can be just a little bit better
A **D**
Better than yesterday, even better tomorrow
A **D**
If we just love just a little bit more
A **D**
Be true to yourself, give from your heart
Just a little bit

CHORUS



Danke für deine Unterstützung auf [patreon.com](https://www.patreon.com)

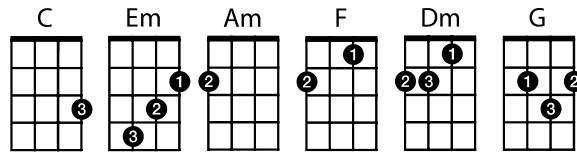


martha macht musik

NUR EIN WORT

Musik und Text: Wir sind Helden

Original: B



Beat: 1 + 2 + 3 + 4 + 1 + 2 + 3 + 4 +
 Strum Strophe + Chorus: d d d u d u _ud u_ u d u
 Strum Pre-Chorus (ab*): du Du du Du du Du du Du

INTRO C Em Am F C Em Am F

STROPHE 1 C Em Am
 Ich sehe, was du denkst, ich denke, was du fühlst.
 F
 Ich fühle, was du willst. Aber ich hör' dich nicht, ich
 C Em Am
 hab' mir ein Wörterbuch geliehen, dir A bis Z ins Ohr geschrien.
 F C*
 Ich stapel tausend wirre Worte auf, die dich am Ärmel ziehn.

PRE-CHORUS Em Am G
 Und wo du hingehen willst, ich häng' an deinen Beinen.
 F Em Dm Em F G
 Wenn du schon auf den Mund fallen musst, warum dann nicht auf meinen?

CHORUS C Em Am
 Oh, bitte gib mir nur ein Oh, bitte gib mir nur ein Oh.
 F C
 Bitte gib mir nur ein, bitte bitte gib mir nur ein Oh.
 Em Am
 Oh, bitte gib mir nur ein Oh, bitte gib mir nur ein Oh.
 F C
 Bitte gib mir nur ein, bitte bitte gib mir nur ein Wort.

INTERLUDE Em Am F

STROPHE 2 C Em Am
 Es ist verrückt, wie schön du schweigst, wie du dein hübsches Köpfchen neigst
 F C
 und so der ganzen lauten Welt und mir die kalte Schulter zeigst.
 C Em Am
 Dein Schweigen ist dein Zelt, du stellst es mitten in die Welt,
 F
 spannst die Schnüre und staunst stumm,
 C*
 wenn nachts ein Mädchen drüber fällt.

Noch mehr Ukulele?



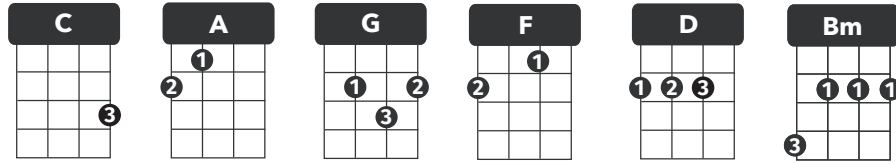
martha macht musik

PROUD MARY

by John Fogerty, 1969

Watch the [YouTube Play-Along](#) | Watch the [April 2020 Patreon Live Lesson](#)

Ukulele arrangement by Cynthia Lin, <http://cynthialin.com/ukulele>



chucking strum: [du Xu du Xu] per chord, X = chuck; INTRO & BREAK downstrums with *knock

INTRO [C// A/]* [C// A/]* [C// A/ G/] [F // // /] D D
 advanced: du u du u du u u u u u d d

VERSE D D D D
 Left a good job in the city workin for the man every night and day
 D D D D
 and I never lost one minute of sleepin' worryin bout the way things might've been

CHORUS A A Bm G
 Big wheel keep on turnin' Proud Mary keep on burnin'
 D D D D
 Rollin' rollin' rollin' on the river

VERSE D D D D
 Cleaned a lot of plates in Memphis pumped a lot of pain down in New Orleans
 D D D D
 But I never saw the good side of the city till I hitched a ride on a river boat queen

CHORUS A A Bm G
 Big wheel keep on turnin' Proud Mary keep on burnin'
 D D D D
 Rollin' rollin' rollin' on the river

BREAK [C// A/]* [C// A/]* [C// A/ G/] [F // // /] D D

VERSE D D D D
 If you come down to the river bet you're gonna find some people who live
 D D D D
 you don't have to worry if you got no money people on the river are happy to give

CHORUS A A Bm G
 Big wheel keep on turnin' Proud Mary keep on burnin'
 D D D D
 Rollin' rollin' rollin' on the river
 D D D D
 Rollin' rollin' rollin' on the river

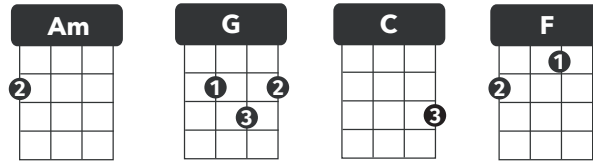
END [C// A/]* [C// A/]* [C// A/ G/] [F // // /] D/

RIPTIDE

by Vance Joy, 2013

Watch the [Tutorial on YouTube](#)

Ukulele arrangement by Cynthia Lin, <http://cynthialin.com/ukulele>



island strum: d- du -u du

island strum variation: d- D- -u du

chucking island strum: d- Xu -u Xu (X = chuck)

INTRO (island strum variation) **Am G C C**

VERSE (variation) **Am G C C**
I was scared of dentists and the dark
I was scared of pretty girls and starting conversations
All my friends are turning green
You're the magician's assistant in their dreams

PRECHORUS (variation) **Am G C C**
ah ooh ooh ooh
Am G C/ (hold single strum)
ah ooh ooh and they come unstuck

CHORUS (chucking) **Am G C C**
Lady, running down to the riptide, taken away to the
dark side, I wanna be your left hand man
I love you when you're singing that song and I got a lump in my
throat cuz you're gonna sing the words wrong

VERSE (variation) **Am G C C**
There's this movie that I think you'll like
This guy decides to quit his job and heads to New York City
This cowboy's running from him-self
and she's been living on the highest shelf

PRECHORUS (variation) **Am G C C**
ah ooh ooh ooh
Am G C/ (hold single strum)
ah ooh ooh and they come unstuck

CHORUS (*chucking*) **Am** **G** **C** **C**
 Lady, running down to the riptide, taken away to the
 dark side, I wanna be your left hand man
 I love you when you're singing that song and I got a lump in my
 throat cuz you're gonna sing the words wrong

BRIDGE (*island strum*) **Am** **Am** **G** **G**
 I just wanna, I just wanna know
C **C** **F** **F**
 If you're gonna, if you're gonna stay
Am **Am** **G** **G**
 I just gotta, I just gotta know
C **C** **F/**
 I can't have it, I can't have it any other way

BRIDGE 2 (*single strum*) **Am/** **G/** **C/**
 I swear she's destined for the screen
Am/ **G/** **C/**
 Closest thing to Michelle Pfeiffer that you've ever seen, oh

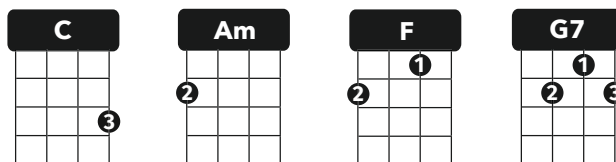
CHORUS (*chucking*) **Am** **G** **C** **C**
 Lady, running down to the riptide, taken away to the
 dark side, I wanna be your left hand man
 I love you when you're singing that song and I got a lump in my
 throat cuz you're gonna sing the words wrong

END CHORUS (*chucking*) **Am** **G** **C** **C**
 Lady, running down to the riptide, taken away to the
 dark side, I wanna be your left hand man
 I love you when you're singing that song and I got a lump in my
 throat cuz you're gonna sing the words wrong & I got a lump in my
Am **G** **C/**
 throat cuz you're gonna sing the words wrong

LESSON 4

STAND BY ME

by Ben E. King, Jerry Leiber and Mike Stoller



1 2 & 3 & 4 &

ISLAND STRUM: d - | d u | *(drop) u | d u

*remember to drop your hand so you can come back up - it helps to say the word "drop"

TIMING: one island strum per chord

VERSE 1

C	When the night has	C	come,	Am	And the land is dark
F	And the moon is the	G7	only light we'll	C	see
C	No I won't be	C	a-fraid,	Am	no I won't be
F	Just as long as you	G7	stand,	C	stand by me,
				Am	And darlin', darlin'

CHORUS

C	<u>Stand</u> by me, oh	C	oh	Am	<u>stand</u> by me
F	oh <u>stand</u>	G7	Stand by me,	C	stand by me

practice singing just the underlined syllables to build your singing-while-playing skills

VERSE 2

C	If the sky that we	C	look upon,	Am	Should tumble and fall
F	And the mountains should	G7	crumble	C	to the sea
C	I won't cry,	C	I won't cry,	Am	no I won't shed a tear
F	Just as long as you	G7	stand,	C	stand by me,
				Am	And darlin', darlin'

CHORUS x 2

C	<u>Stand</u> by me, oh	C	oh	Am	<u>stand</u> by me
F	oh <u>stand</u>	G7	Stand by me,	C	stand by me

Twist and Shout / La Bamba

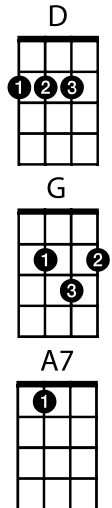
Music & Lyrics: The Beatles / Ritchie Valens

Strum D du dd U_udududu D du dd U_udududu

INTRO D G A7 D G A7

VERSE 1

Well, shake it up, baby, now (Shake it up, baby)
Twist and shout (Twist and shout)
Come on, come on, come on, come on, baby, now (Come on, baby)
Come on and work it on out (Work it on out)
Well, work it on out, honey (Work it on out)
You know you look so good (Look so good)
You know you got me going, now (Got me going)
Just like I knew you would (Like I knew you would)
Well, shake it up, baby, now (Shake it up, baby)



VERSE 2

Twist and shout (Twist and shout)
Come on, come on, come on, come on, baby, now (Come on, baby)
Come on and work it on out (Work it on out)
You know you twist, you little girl (Twist, little girl)
You know you twist so fine (Twist so fine)
Come on and twist a little closer, now (Twist a little closer)
And let me know that you're mine, (Let me know you're mine)

INTERLUDE

A7 A7 A7 A7 A7 A7
Aah Aah Aah Aah Aah SCHREI!!!

LA BAMBA

Para bailar La Bamba
Para bailar La Bamba se necessita una poca de gracia
Una poca de gracia para mi, para ti, ay arriba, ay arriba
Ay, arriba arriba por ti sere, por ti sere, por ti sere
Yo no soy marinero
Yo no soy marinero, soy capitan Soy capitan, soy capitan
Bam-ba, Bamba, Bam-ba, Bamba, Bam-ba, Bamba
Aah Aah Aah Aah Aah
Aah Aah Aah Aah Aah



Danke für deine Unterstützung auf patreon.com



martha macht musik

WAHINE 'ILIKEA

by Dennis Kamakahi, 1975

Watch the [YouTube Play-Along](#) | Watch the [October 2023 Patreon Lesson](#)

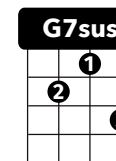
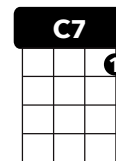
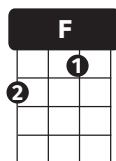
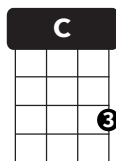
Ukulele arrangement by Cynthia Lin, <http://cynthialin.com/ukulele>

counts: 1 & 2 & 3 & 4 &

island strum: D - d u - u d u

picking: (34) - 2 - 1 - (34) - 2 - 1 - (34) - 2

options: fan strum on beat 2, picking on verse



INTRO

C F C F

CHORUS

C F C F C F C G7

Pua kalaunu ma ke kai 'O Honouli Wai
Crown flower by the shore of Honouli Wai

C F C F C F C C7

Wahine 'ilikea i ka poli 'o Moloka'i Nō ka heke
Fair skinned woman in the bosom of Moloka'i Is the best

VERSE 1

F F F F C C C C7

Nani wale nō nā wailele 'uka 'O Hina 'o Hāhā 'o Mo'oloa
Beautiful waterfalls of the upland Hina, Hāhā and Mo'oloa

F F F F C C G7sus G7

Nā wai 'ekolu i ka uluwehiwahi 'O Kamalō i ka mālie
The three waters in the verdant overgrowth of Kamalō, in the calm

CHORUS

C F C F C F C G7

Pua kalaunu ma ke kai 'O Honouli Wai

C F C F C F C C7

Wahine 'ilikea i ka poli 'o Moloka'i Nō ka heke

VERSE 2

F F F F C C C C7

Nani wale nō ka 'āina Hālawā Home ho'okipa a ka malihini
Beautiful is the land, Hālawā Hospitable home to the visitors

F F F F C C G7sus G7

'Āina uluwehi i ka noe ahiahi Ua lawe mai ka makani Ho'olua
Land verdant, in the evening mist Brought by the wind of Ho'olua

END CHORUS

C F C F C F C G7

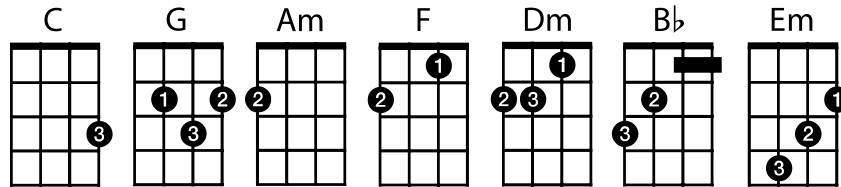
Pua kalaunu ma ke kai 'O Honouli Wai

C F C F C F C F C/

Wahine 'ilikea i ka poli 'o Moloka'i Nō ka heke e-e-e e-e-e e-e-e

WESTERLAND

Musik und Text: Die Ärzte
Originaltonart: G-Dur



Strum **d d dudu_ud_dudu**

INTRO **C G Am F (4x)**

VERSE 1 **C** **G**
Jeden Tag sitz' ich am Wannsee Und ich hör' den Wellen zu
C **G**
Ich lieg' hier auf meinem Handtuch, Doch ich finde keine Ruh'
PRE-CH **F** **Am** **F** **G**
Diese eine Liebe wird nie zu Ende gehen Wann werd' ich sie wiedersehen?

VERSE 2 **C** **G**
Manchmal schließe ich die Augen, Stell' mir vor ich sitz' am Meer
C **G**
Dann denk' ich an diese Insel, Und mein Herz das wird so schwer
PRE-CH **F** **Am** **F** **G**
Diese eine Liebe wird nie zu Ende gehen Wann werd' ich sie wiedersehen?

CHORUS **[C G]** **[Am F]** **[C G]** **[Am F]**
Oh ich hab' solche Sehnsucht, Ich verliere den Verstand!
[C G] **[Am F]** **[Dm F]** **C**
Ich will wieder an die Nordsee, Ich will zurück nach Westerland

VERSE 3 **C** **G**
Wie oft stand ich schon am Ufer, Wie oft sprang ich in die Spree?
C **G**
Wie oft mussten sie mich retten, Damit ich nicht untergeh'?
PRE-CH **F** **Am** **F** **G**
Diese eine Liebe wird nie zu Ende gehen Wann werd' ich sie wiedersehen?



Danke für deine Unterstützung auf patreon.com



martha macht musik

CHORUS [C G] [Am F] [C G] [Am F]
 Oh ich hab' solche Sehnsucht, Ich verliere den Verstand!
 [C G] [Am F] [Dm F] C
 Ich will wieder an die Nordsee, Ich will zurück nach Westerland

BRIDGE Bb C
 Es ist zwar etwas teurer, Dafür ist man unter sich
 Bb Am C G F
 Und ich weiß jeder Zweite hier Ist genauso blöd wie ich

CHORUS [C G] [Am F] [C G] [Am F]
 Oh ich hab' solche Sehnsucht, Ich verliere den Verstand!
 [C G] [Am F] [Dm F] C
 Ich will wieder an die Nordsee, Ich will zurück nach Westerland

[C G] [Am F] [C G] [Am F]
 Oh ich hab' solche Sehnsucht, Ich verliere den Verstand!
 [C G] [Am F]
 Ich will wieder an die Nordsee,
 [Dm Em] [F G]
 Ich will zurück, ich will zurück,
 [Dm Em] F G C/
 Ich will zurück, ich will zurück nach Westerland

